

**LONGLU** 隆禄  
展示

**WE DESIGN**

**WE PRODUCE**

**WE CARE**



Channel Letter



Light Box



LED Flex Neon



Signage



+86-760-2350 0350



<http://www.longluisigns.com/>



[info@longluisigns.com](mailto:info@longluisigns.com)

Add:NO 55,Tongle East Road,Nantou Town,Zhongshan City,Guangdong Province 528427 P.R.China



Located in Zhongshan city, our manufacturing facility covers 6,600 square meters. This space includes engraving, polishing, and painting workshops, as well as assembly quality inspection, cleaning, packaging and shipping logistics departments. Longlu's plant operates under ISO9001, CE, ROHS SAA, UL certificates.

For the purpose of providing customers with quality products and services, Longlu Display Company has consistently adhered to the motto

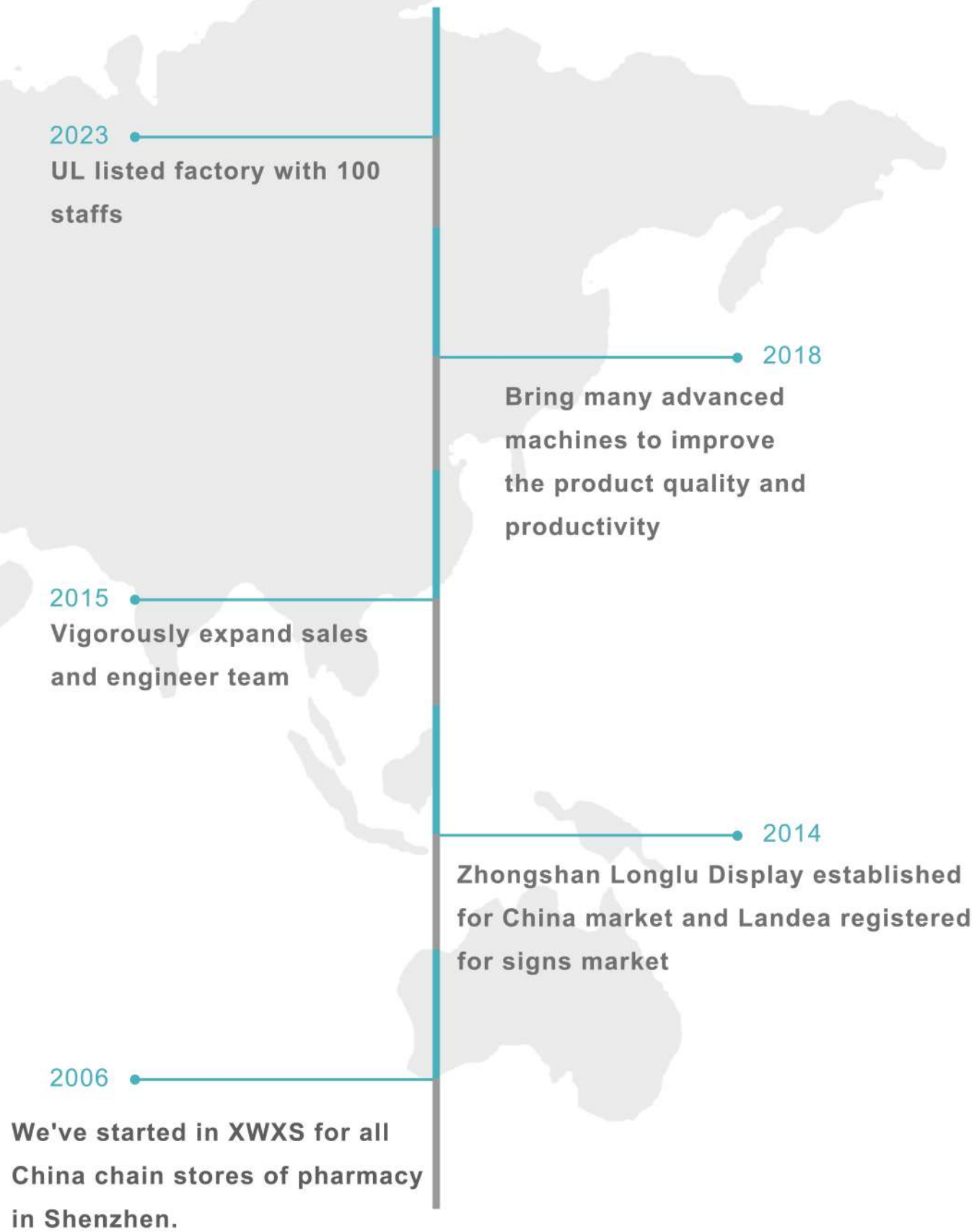
**"We Design, We Produce, We Care."**



Founded in 2008, Longlu Display Company is a professional manufacturer engaged in the design, production, and service of neon signs, channel letters, illuminated signs, pylon signs, light boxes, etc. Our products are exported to customers around the world.



# COMPANY HISTORY



# OURS TEAM




# OURS ADVANTAGES

<p>Quotation in 12 hours</p>	<p>Professional Engineering and own design team</p>	<p>Strict Quality control with 3QC stuff</p>
<p>Skilled manufacturing with more than 10 years experience</p>	<p>14 days Lead Time</p>	<p>Super after sales service(Any compaint replace in free immediatety)</p>

OUT  
DOOR

# OUTDOOR SIGNS

Outdoor building signs pylon signs logo and light box for the tower, directional signage, wayfind signs



SIGN

## CHANNEL LETTERS

LIGHT  
BOX

## LIGHT BOX

PYLON  
SIGNS

## PYLON SIGNS

IN  
DOOR

# INDOOR SIGNS

Indoor shopping mall signboard, exhibition logo light box, LED neon signs, braille sign



LED

## LED NEON SIGNS

BRALLIE  
SIGNS

## BRALLIE SIGNS









FLAT  
CUT  
LETTERS

## FLAT CUT LETTERS








# PRODUCT INDEX

<b>Nonluminous Letter</b>	Profile 1		3D Built up Letters	9
	Profile 12		Metal Flat Cut Letters	36
			Acrylic Flat Cut Letters	36

<b>Neon Sign</b>	Profile 2A		Flexible Neon Strip	12
	Profile 2B		360° Acrylic Neon	13
	P2C1		180° Acrylic Neon	14
	P2C2		180° Acrylic Neon	14

<b>illuminous Letter</b>	Profile 3		Back Lit Letters(<1000mm high)	15
			Back Lit Letters(>1000mm high)	17
	Profile 4		Rim Face Lit Letters	19
	Profile 5		Trim Cap Lit Letters	22
			Face And Return Peforated	22
			Face Day/Night Acrylic	22
	Profile 6		Rimless Face Lit Letters	23
	Profile 7		ECO Fresh Letters	25

Profile 8		3D Print Letters	27
Profile 9		Face Lit Arcylic Block Letters	30
		Face And Return Lit Arcylic Block Letters	30
		Face And Back Lit Arcylic Block Letters	30
Profile 10		Acrylic Channel Letters	31
Profile 11		Vintage Letters	33
Profile 13		Punching Hole Letters	37
		Channel Letters With Track	45

<b>Customized Signage</b>		Light Box	39
		Extrusion Light Box	41
		Fabric Light Box	42
		LED Round Tube	43
		LED Square Screen	47
		Custom Plyon Sign	49
		Braille Sign	51

# Letter Profile 1


## 3D Built up Letters

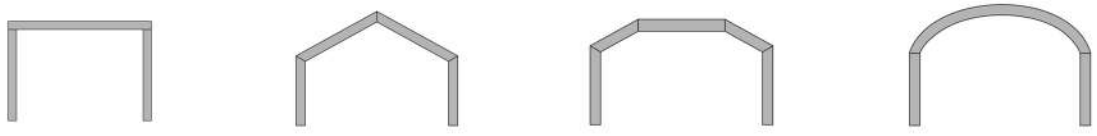



From 10MM Deep

Size From 100MM Hight

Min 10MM Stroke

Renderings 

Structure 

Case 

## Product Plan And Structure Chart


3mm-5mm PVC  
Silicon mounted Back

Screw in the Side

Screw on the Back

Seamless edges  
Mirror, Electroplated,  
Brushed etc.

Double sides sign



Material	Stainless steel/Aluminum
	SUS 304
	SUS 316
Colors	Mirror
	RAL Coated
	-or PMS Painted
	Wood Coated
Brushed	Copper
	Titanium
	Corten Steel
	Titanium

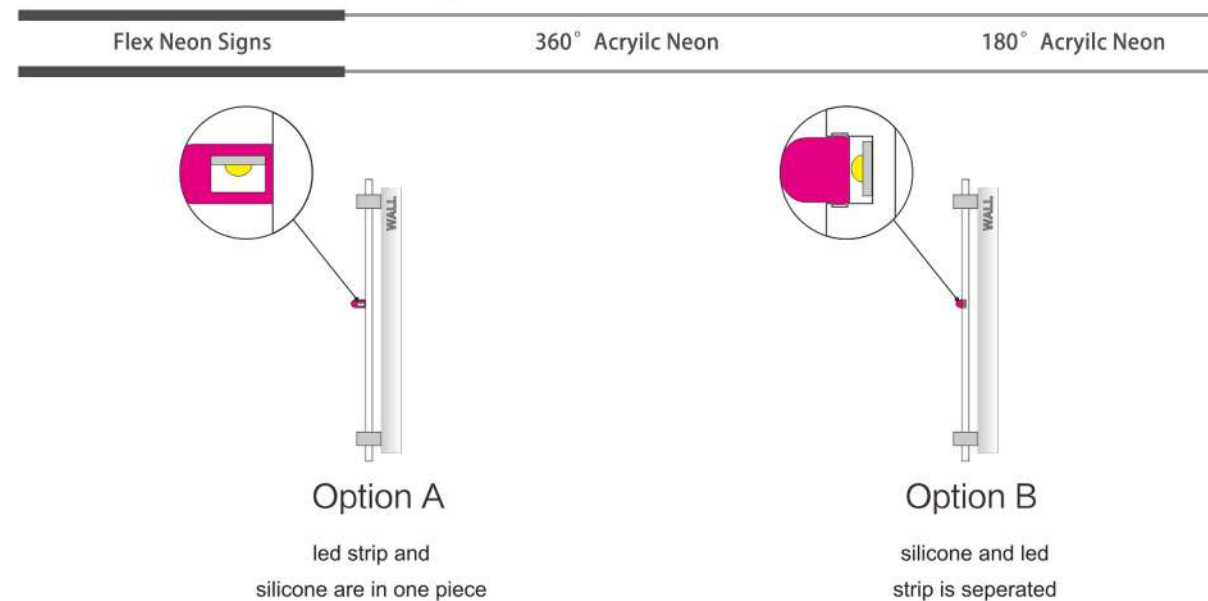
Brushed Black Bronze	Brushed Brass Bronze	Matt Gold	Matt Water-Plated Rose Gold	Brushed Water-Plated Rose Gold
				
Brushed Black	Matt Black	Matt Titanium Gold	Matt Champagne	Matt Rose Gold
				
Mirror Titanium Gold	Mirror Rose Gold	Mirror Champagne	Mirror Black	Mirror Water-Plated Rose Gold
				

# Letter Profile 2

## Neon Signs



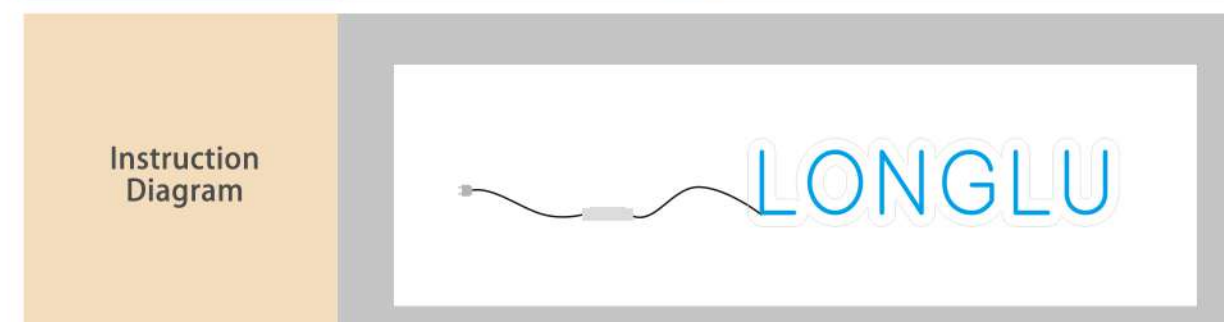
## Profile 2A(Flex Neon Signs)



## Different Backing Options

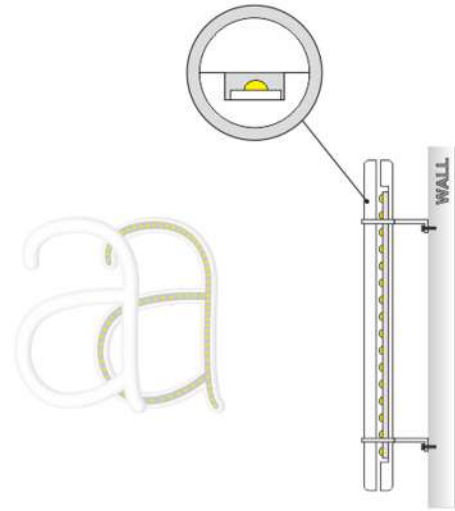


Plug Type					
Controllers					

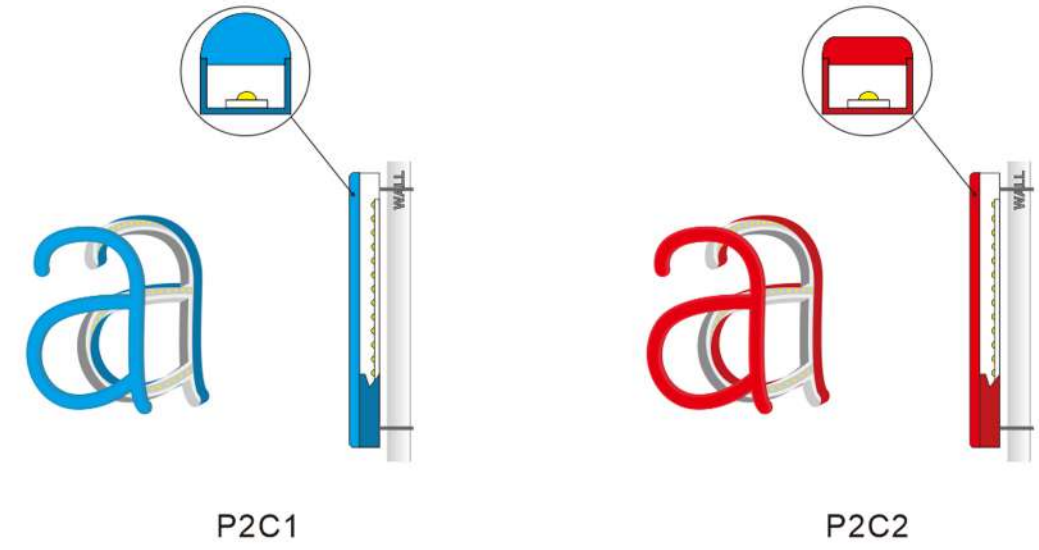


Color Optional	Flex Neon Signs						
	360° Acrylic Neon						
	180° Acrylic Neon						
Neon Stroke	4MM	6MM	8MM	12MM	18MM	20MM	60MM
Flexible Neon	✓	✓	✓				
360° Acrylic Neon					✓	✓	
180° Acrylic Neon				✓	✓	✓	✓


## Profile 2B(360° Acrylic Neon)





## Profile 2C(180° Acrylic Neon)



### Case




### Case






# Letter Profile 3

## Back Lit Letters



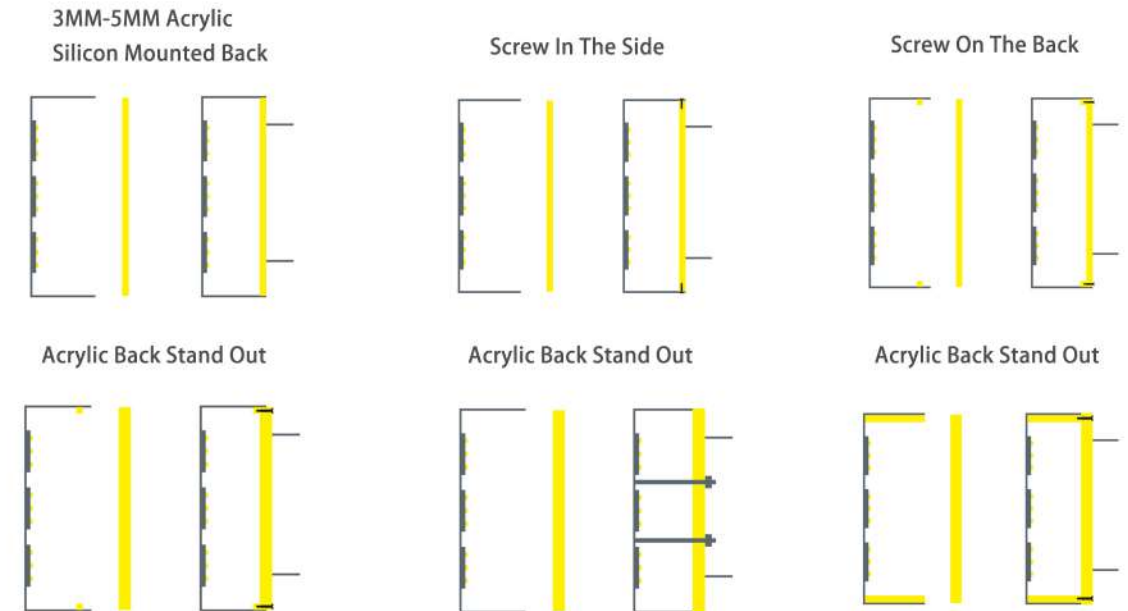
Case



Type	Back Lit Letter(<1000mm high)
Light Source	Custom Made SMD-LED /LED Module
Depth	The Standard Thickness: 30MM
	The Minimum Stroke: 10MM



## Product Plan And Structure Chart




## Different Backing Options

Material	Stainless Steel/Aluminum
	SUS 304
Size	SUS 316
	Min 12MM Stroke
Colors	From 20MM Deep
	From 100MM Height
Brushed	Mirror
	RAL Coated
	-or PMS Painted
Material	Wood Coated
	Copper
	Titanium
	Corten Steel
Material	Black

# Letter Profile 3

## Back Lit Letters(Large size)



Case

## Product Plan And Structure Chart



<1500mm high

>1500mm high

## Different Backing Options

Material	Stainless Steel/Aluminum
	SUS 304
Size	SUS 316
	Min 12MM Stroke
Colors	From 20MM Deep
	From 100MM Height
Brushed	Mirror
	RAL Coated
	-or PMS Painted
Brushed	Wood Coated
	Copper
	Titanium
	Corten Steel
	Black



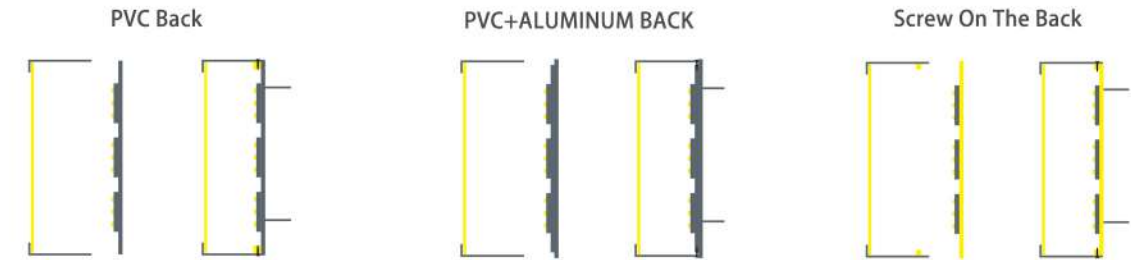
Type	Back Lit Letter(>1000mm high)
Light Source	Custom Made SMD-LED /LED Module
Depth	The Standard Thickness: 30MM
	The Minimum Stroke: 10MM



# Letter Profile 4



## Product Plan And Structure Chart



## Install Accessories



## Rim Face Lit Letters


Type	Face Lit Letter
Light Source	LED Module/LED Strip
Depth	The Standard Thickness: 60MM
	The Minimum Stroke: 20MM-30MM

## Different Backing Options

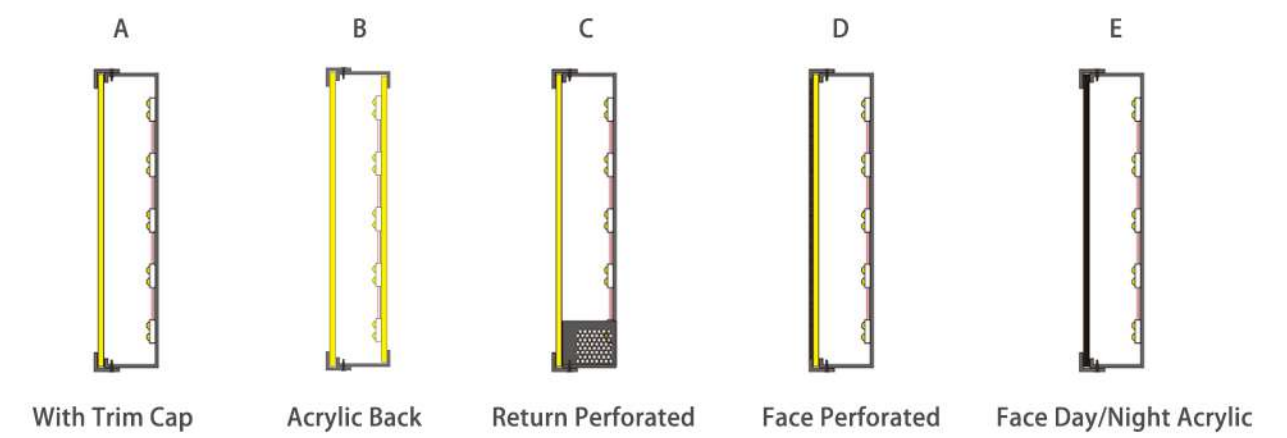
Material	Stainless Steel/Aluminum	Size	Min 12MM Stroke
	SUS 304		From 50MM Deep
Brushed	SUS 316	Colors	From 100MM Height
	Gold		Mirror
	Copper		RAL Coated
	Titanium		Brushed
	Corten Steel		
	Black		



# Letter Profile 5



## Product Plan And Structure Chart



## Install Accessories




## Trim Cap Lit Letters


Type	Face Lit Letter
Light Source	LED Module/LED Strip
Depth	The Standard Thickness: 60MM
	The Minimum Stroke: 20MM-30MM

## Different Backing Options

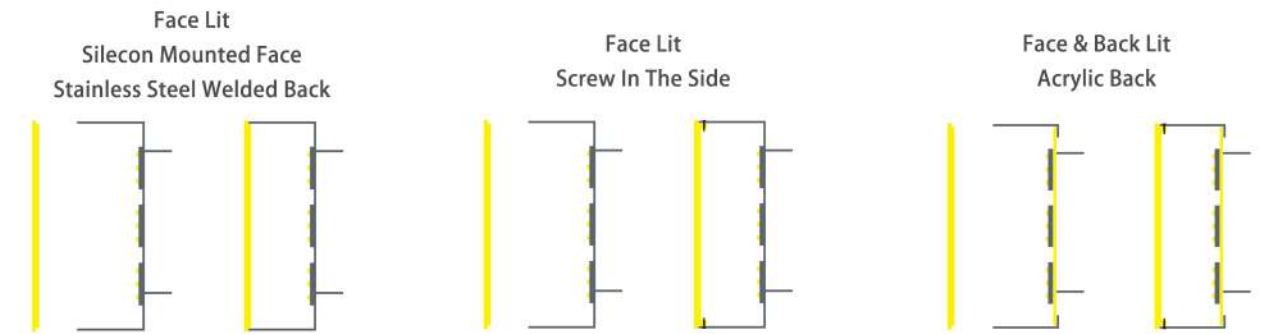
Material	Stainless Steel/Aluminum	Size	From 60MM Deep
	SUS 304		From 100MM Height
Colors	SUS 316	Brushed	Gold
	Mirror		Copper
	RAL Coated		Titanium
	Brushed		Corten Steel
			Black



# Letter Profile 6



## Product Plan And Structure Chart




## Different Backing Options

Material	Stainless Steel/Aluminum	Size	From 60MM Deep
	SUS 304		From 100MM Height
Colors	SUS 316	Brushed	Gold
	Mirror		Copper
	RAL Coated		Titanium
	Brushed		Corten Steel
			Black



## Rimless Face Lit Letters


Type	Face Lit Letter
Light Source	LED Module / LED Strip
Depth	The Standard Thickness: 60MM
	The Minimum Stroke: 20MM-30MM



## Install Accessories

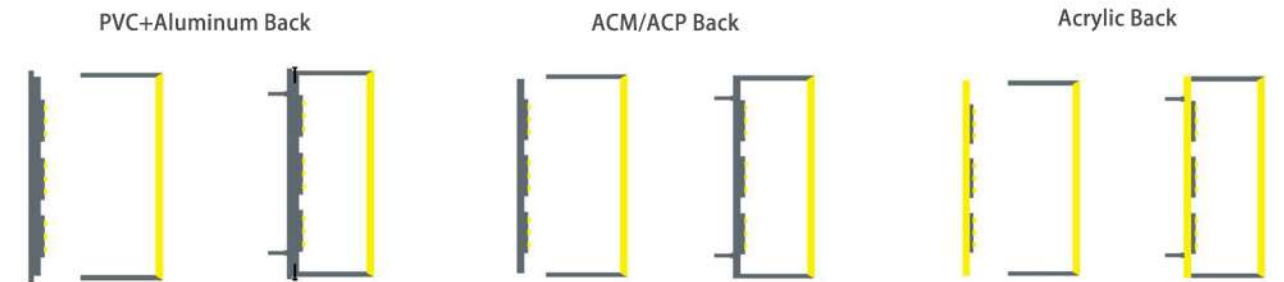


# Letter Profile 7



Case

## Product Plan And Structure Chart




## Different Backing Options

Material	Aluminum	Size	35MM Deep
Colors	Front: Color		45MM Deep
	Return: RAL Painted		60MM Deep
Option	Black & White Front		80MM Deep

## Eco Fresh Letters



Type	Face Lit Letter
Light Source	LED Module /LED Strip
Depth	The Standard Thickness: 35MM
	The Minimum Stroke: 20MM-30MM



## Install Accessories





# Letter Profile 8



## 3D Print Letters

Type	Face Lit Letter
Light Source	LED Module/ LED Strip
Depth	The Standard Thickness: 60MM
	The Minimum Stroke: 20MM-30MM



## Product Plan And Structure Chart




## Different Backing Options

Material	3D Printed	Size	From 25MM Deep
Colors	Front: PMS	Option	Various Return



## Case



## Install Accessories



# Letter Profile 9


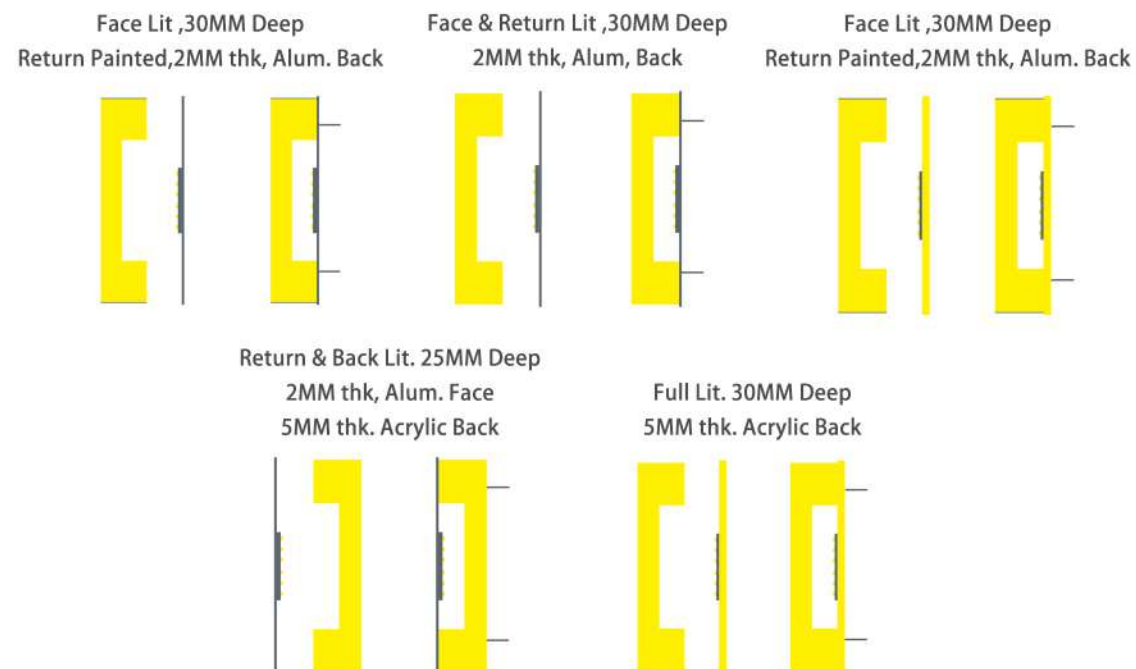


## Led Block Letters

Type	Face Lit Letter
Light Source	LED Module/ LED Strip
Depth	The Standard Thickness: 25MM
	The Minimum Stroke: 12MM



## Product Plan And Structure Chart



## Different Backing Options

Material	100% Acrylic	Size	From 25MM Deep
Colors	Acrylic Color		From 30MM Deep
			From 100MM Height

## Install Accessories






# Letter Profile 10



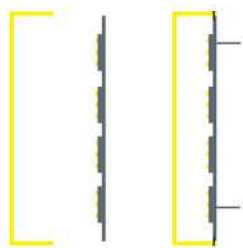
## Acrylic Channel Letter

Type	Face Lit Letter
Light Source	LED Module / LED Strip
Depth	The Standard Thickness: 50MM
	The Minimum Stroke: 20MM-30MM

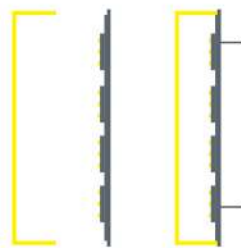


## Product Plan And Structure Chart

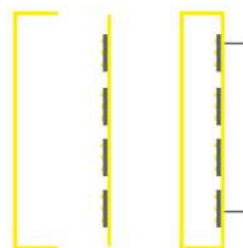
Face & Return Lit  
PVC Back



Face & Return Lit  
Stainless Steel Back



Full Lit  
Whole Acrylic



## Different Backing Options

Material	100% Acrylic	Size	From 50MM Deep
Colors	Acrylic Color		From 100MM Height



## Case



## Install Accessories



# Letter Profile 11


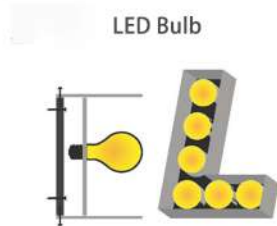


## Vintage Letter

Type	Face Lit Letter
Light Source	Bulbs
Depth	The Standard Thickness: 60MM
	The Minimum Stroke: 30MM-40MM



## Product Plan And Structure Chart



## Different Backing Options

Material	Stainless Steel	Size	From 60MM Deep
	SUS 304		From 100MM Height
Colors	SUS 316	Brushed	Copper
	Mirror		Tianium
	RAL Coated		Corten Steel
	-or PMS Painted		Black
	Wood Coated		



## Case



# Letter Profile 12



## Flat Cut Letters

Type	/
Light Source	/
Depth	The Standard Thickness: 3MM
	The Minimum Stroke: 4MM





## Different Backing Options

Material	Aluminum	Colors	Size	On Request
	Wood		Mirror	
	Acrylic		RAL Coated	
	Stainless Steel		-or PMS Painted	
	SUS 304		Wood Coated	
	SUS 316		Acrylic	
Brushed	Copper	Aluminum Thickness	3MM	
	Titanium		5MM	
	Corten Steel		10MM	
	Black		20MM	
			30MM	


## Product Plan And Structure Chart



FCO Acrylic  
FCO Stainless Steel  
FCO Aluminum



## Case

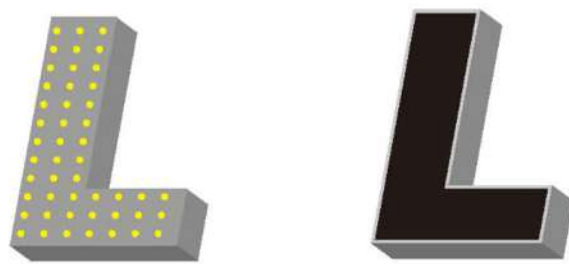


# Letter Profile 13

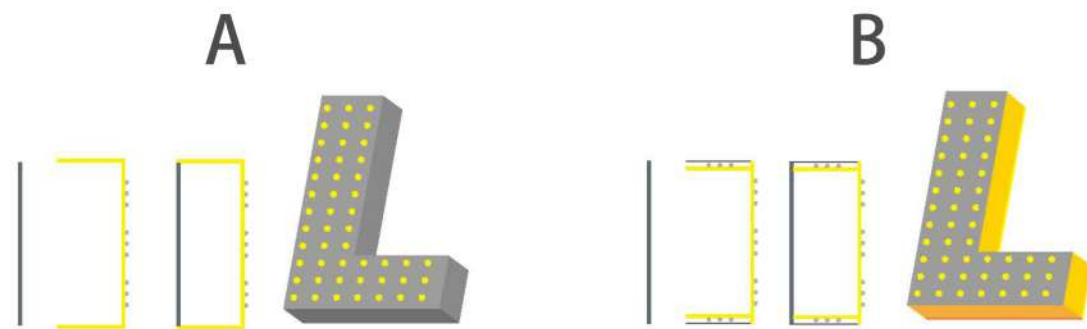


## Punching Hole Letters

Type	Face Lit Letter
Light Source	/
Depth	The Standard Thickness: 35MM
	The Minimum Stroke: 20MM-30MM




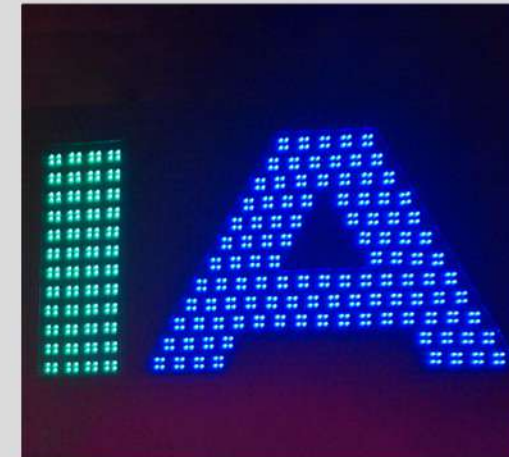
## Product Plan And Structure Chart



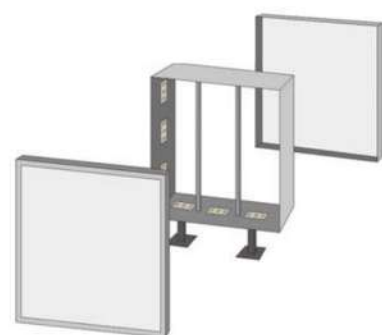
## Different Backing Options

Material	Acrylic/AL/Stainless steel	Colors	Return: RAL Painted
Size	From 35MM Deep		Front: Acrylic Colors
	From 100MM Height		

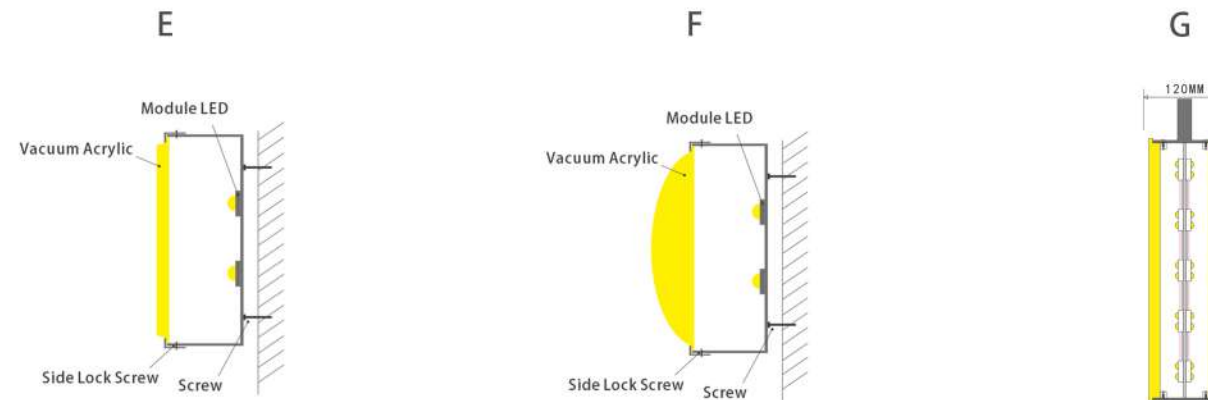
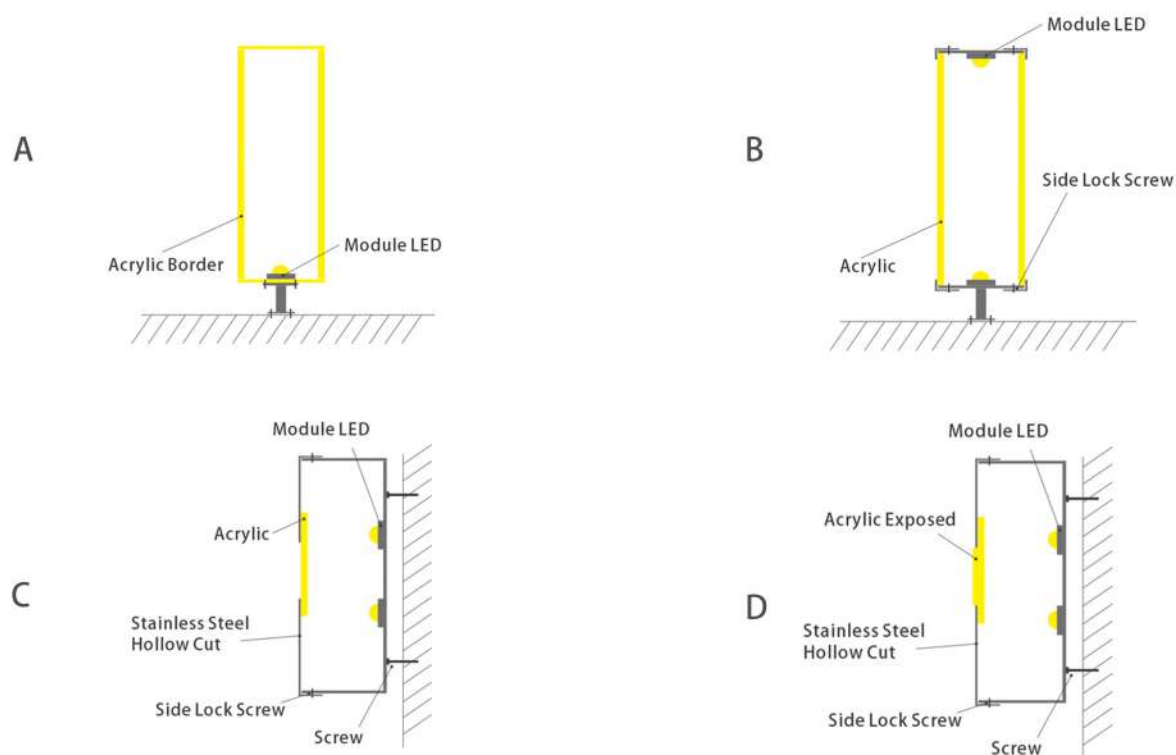
## Case



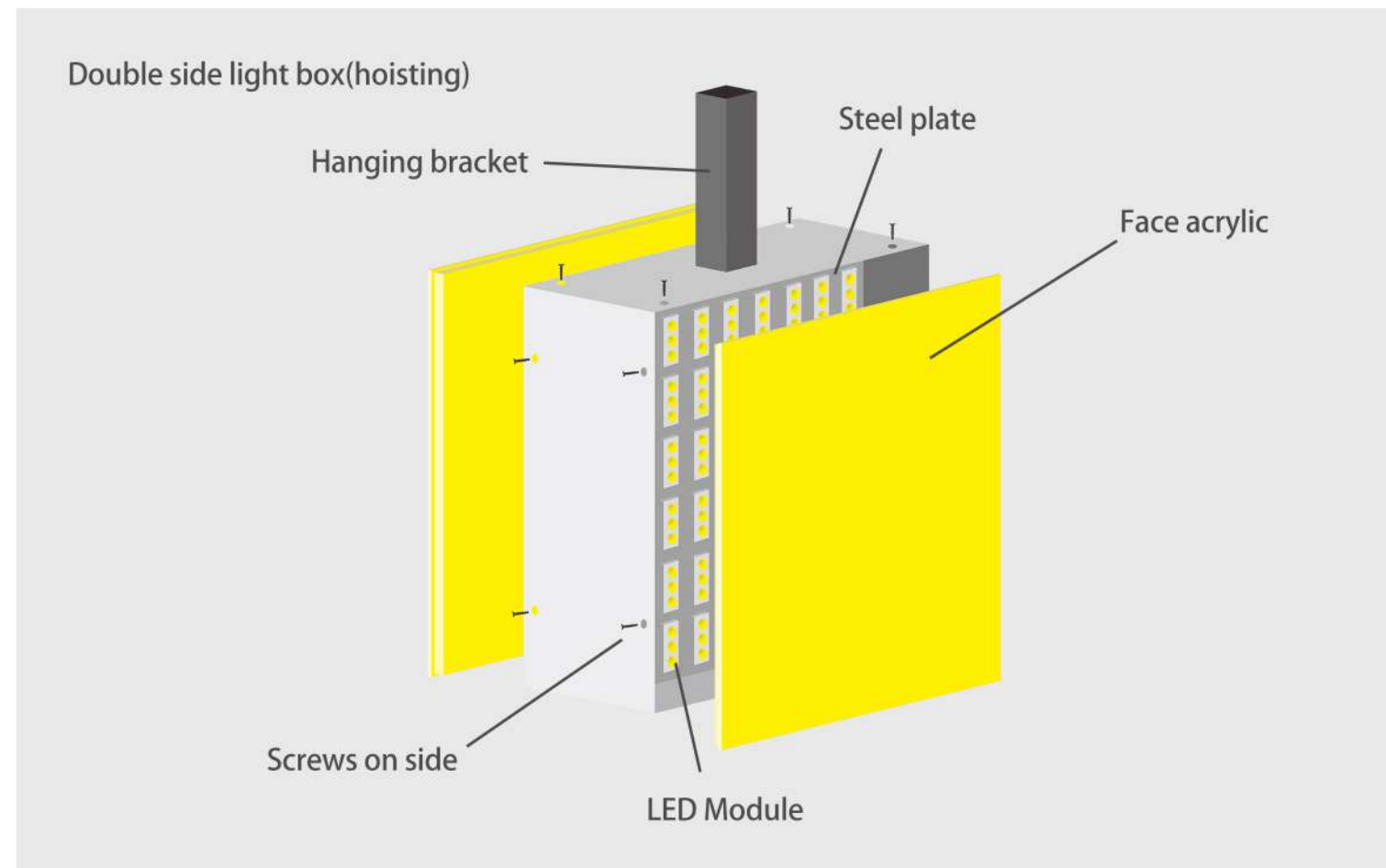
# Light Box



## Product Plan And Structure Chart




## Structure Diagram




## Different Backing Options

<b>Material</b>	Metal/Acrylic	<b>Colors</b>	Front: Acrylic Colors
<b>Size</b>	From 60MM Deep		Return: RAL/PMS Painted
	From 100MM Height		

## Extrusion Light Box






Type	Light Box
Light Source	LED Module
Size	Customized



## Fabric Light Box



Type	Light Box
Light Source	LED Module
Size	Customized

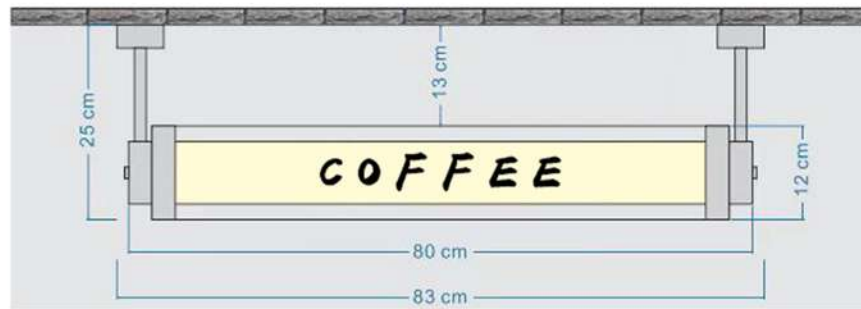


# Led Round Tube

## Led Round Tube



### Bend Through (Option A)



### Straight Through (Option B)



### Product Plan And Structure Chart



A

B

C

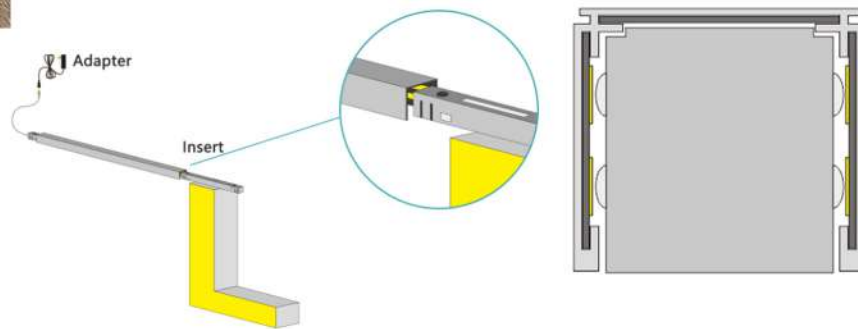
## Size

Diameter: 20CM	Length: 200CM
Diameter: 18CM	Length: 200CM
Diameter: 16CM	Length: 140CM
Diameter: 14CM	Length: 120CM
Diameter: 12CM	Length: 100CM
Diameter: 10CM	Length: 80CM
Diameter: 8CM	Length: 60CM

## Case



# Channel Letters With Track



## Product Plan And Structure Chart

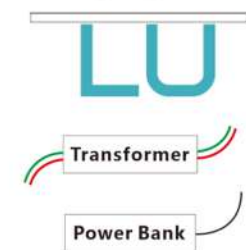
### 1.Back Mount



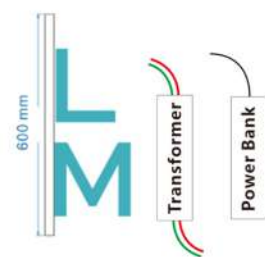
### 2.Hanging Above



### 3.Hanging Below



### 4.Side Mount



## Case





# Led Square Screen

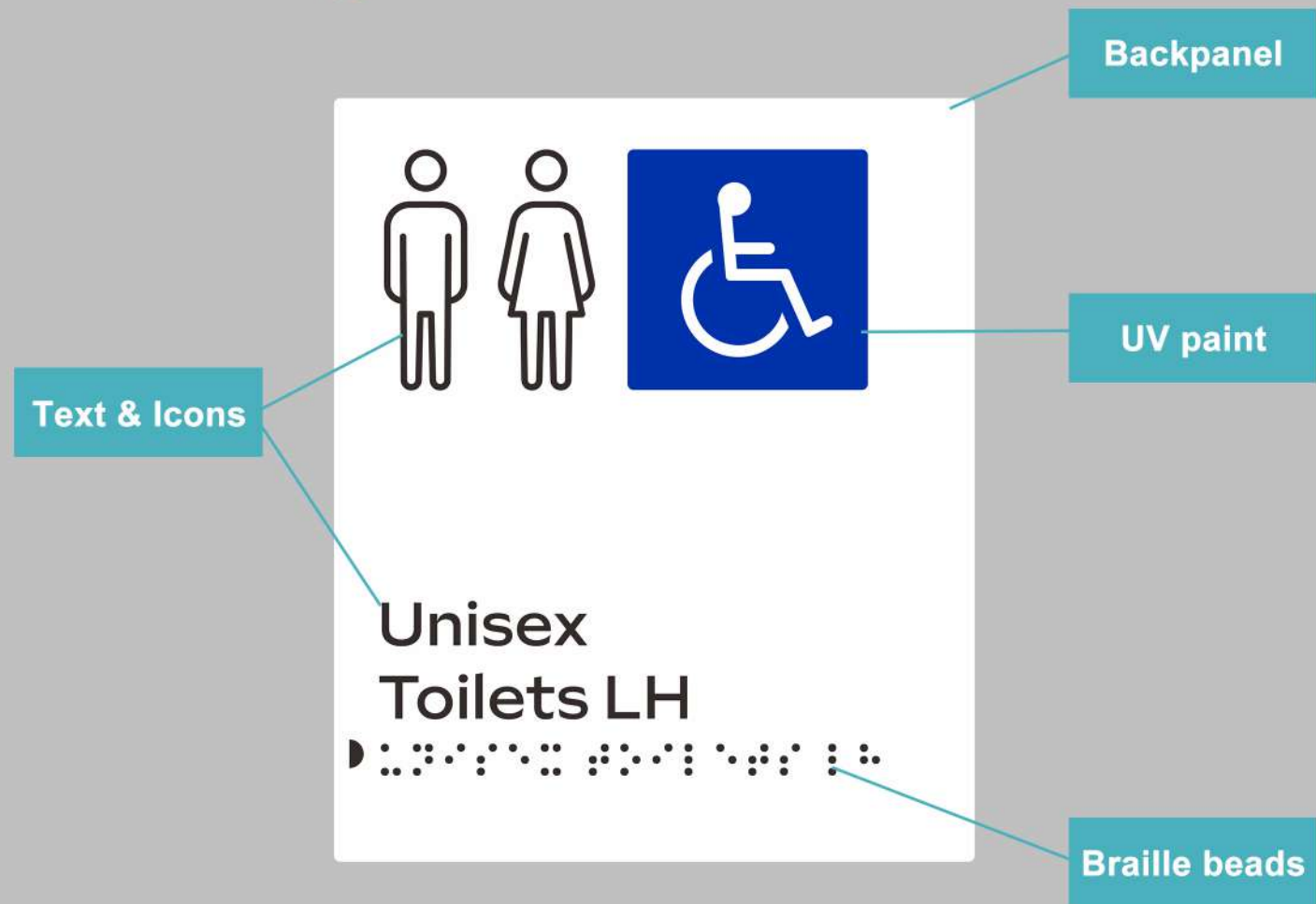


# Custom Pylon Signs

Longlu sign are crucial for every kind of building-from commercial complexes and hotels to government offices, hospitals and more. These signs enable visitors to find their way throughout the building, whether they need reception, the restrooms, or even the elevator banks. Our products are different from the standard signs or the plates in stock, we can customize the text, icons, colors, materials and sizes. Especially for large customized sign projects, we can provide professional consultation and prompt quotes




# Braille Sign



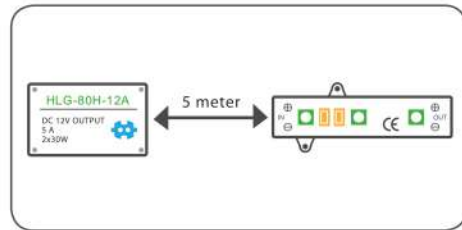
	US Type	AU Type	EU Type
Text & Icons	Text: 5/8" <high< 2" Icons: 3" high	Protrude 2mm Polished finish on corner	Protrude 0.8mm
Braille Beads			

# Case

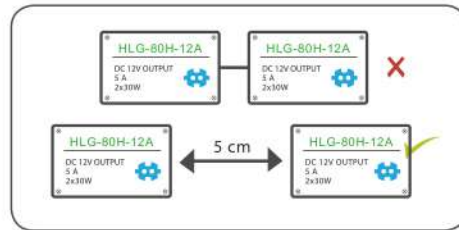


1. Connecting the wires as above presentation, deciding the main wire length as reality. Please check the main wire square number as following table
2. Connections between the wires with standard terminals, dealing the layout with insulated adhesive tape.
3. Under the conditions permitted, all the wires should be hidden
4. Led should be switched off for 15 minutes at least in 24 hours, in order to maximize the use of it
5. General power supply should be placed in a ventilated location for heat dissipation. The general transformer should be protected from water.
6. Power supply should be connected between the luminous letters instead of the both ends.

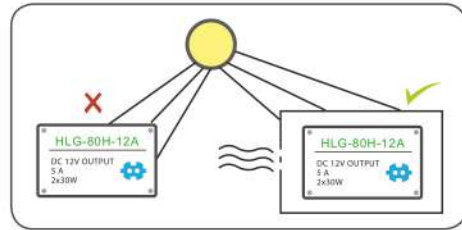
## WARNINGS



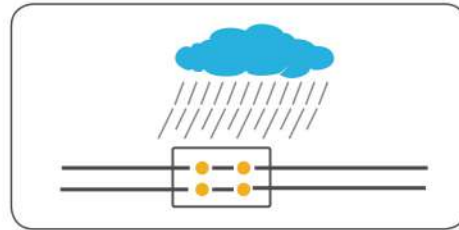
Install the Power Supply within 5 meters from the first Led modules or when the distance is longer than 5 meters, you have to adjust the wire thickness.



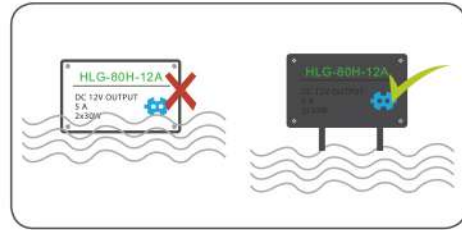
When placing power supply units, there must be at least 5 cm between the power supply units.



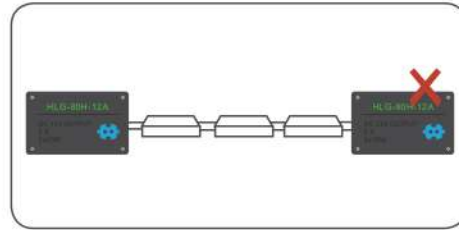
Power supply should not be placed in direct sunlight and equipped with protected box for outdoor use with ventilating holes.



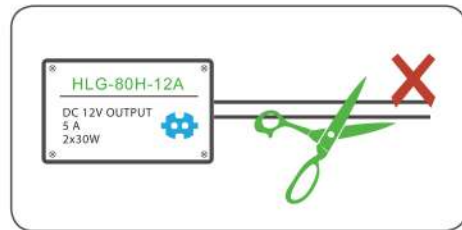
Use IP67 (waterproof) connectors if installed outdoor



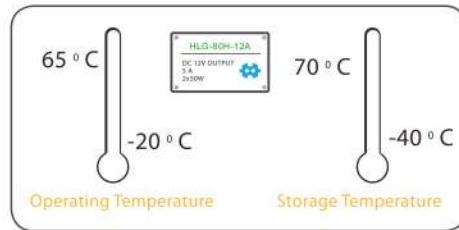
Power supply should not be placed in the water.



WRONG!!!!!!!!!!!!!!



Use all wires, do not cut one.

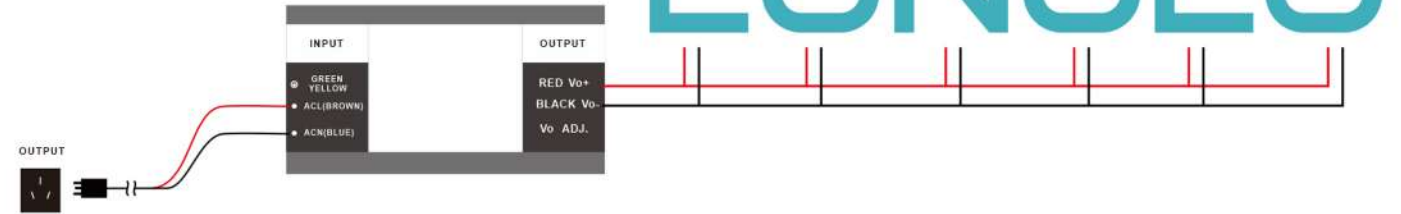


Temperature control.

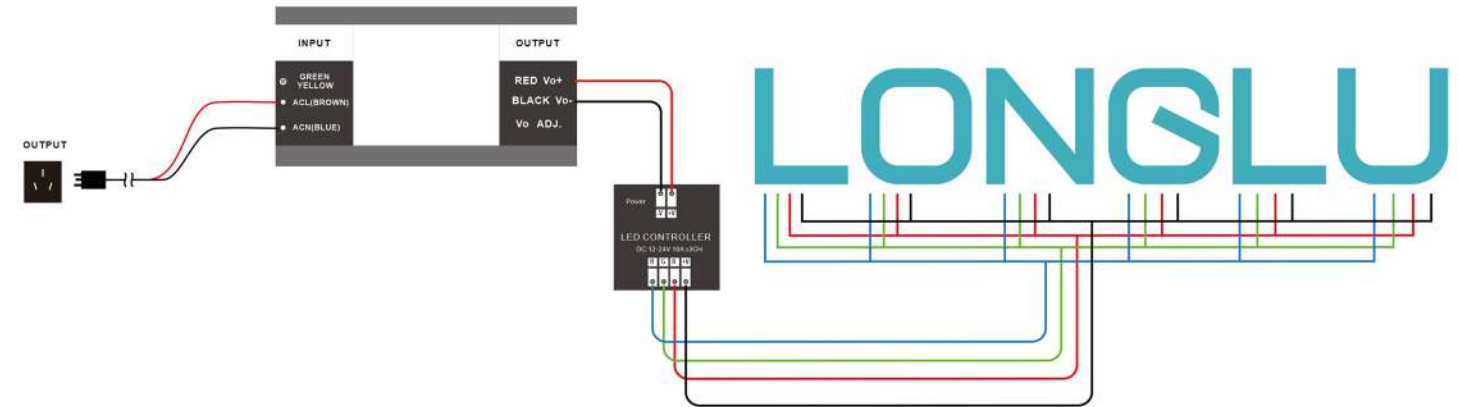
## INSTRUCTION

Power Supply Connecting And Tips

AU/EU Market:  
<640W



US Market:  
<100W



Power	Distance in meters from the power source		
	5m	5-10m	10-20m
12W	1mm <sup>2</sup>	1.5mm <sup>2</sup>	2mm <sup>2</sup>
15W	1mm <sup>2</sup>	1.5mm <sup>2</sup>	2mm <sup>2</sup>
20W	1mm <sup>2</sup>	1.5mm <sup>2</sup>	2mm <sup>2</sup>
25W	1mm <sup>2</sup>	1.5mm <sup>2</sup>	2mm <sup>2</sup>
30W	1mm <sup>2</sup>	1.5mm <sup>2</sup>	2mm <sup>2</sup>
60W	1.5mm <sup>2</sup>	2mm <sup>2</sup>	2.5mm <sup>2</sup>
100W	1.5mm <sup>2</sup>	2mm <sup>2</sup>	2.5mm <sup>2</sup>
150W	2mm <sup>2</sup>	2mm <sup>2</sup>	2.5mm <sup>2</sup>

# Packaging

Inner packaging:

A(<60cm high)



B(>61cm high)



Outer packaging:

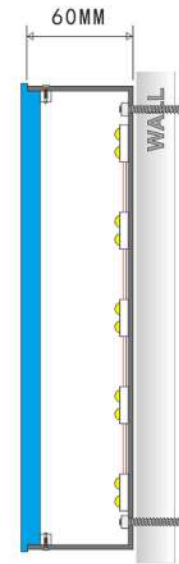
Carton



Wooden box

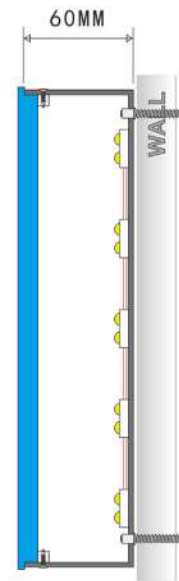


# Installation Method



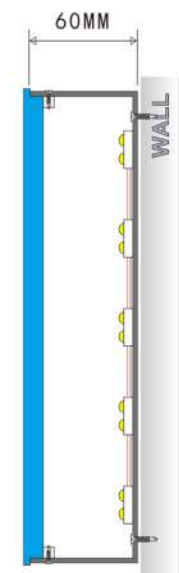
**A**

Use standard nuts



**B**

Use non-standard nuts



**C**

Use screws



# PRODUCTION PROCESS

## Take Order



**01** PREPARE THE DRAWING FOR CONFIRMATION

Preparing the drawing before start the production, the drawing with the size, process and crafts, special requirement etc, will start the production after confirmed by the customer



**02** PREPARE THE PRODUCTION FILE

Make the file which could be identified by the machine, and split the product, distribute to each department for production at the same time



**06** WELDING

Welding the surfaces, weld the side/return with the face with precision



**05** BENDING

According to the file, fold the side part with slot, and bend the side part with curvedness



**04** CNC ENGRAVING

Cut the acrylic, PVC etc. According to the file



**03** LASER CUT

Cut the stainless steel, aluminum etc. According to the file



**07** SANDBLASTING

Sanding the welding spot between return and face to smooth and without gap, sanding and polishing the mirror effect finishing



**08** FIXED GAP

Paint can't see any joints



**09** PAINTING

Paint the letter carefully and evenly with the painting reference confirmed by customer



**10** LED ASSEMBLY

Install the led according to the drawing, choose the suitable led and distribute reasonably, make sure the wiring between letters to have a even brightness



**14** VINYL INSTALLATION

Put the vinyl on face and return of the letter, based on customer's confirmed vinyl model and pattern



**13** CHECK BEFORE DELIVERY

The final verification, including screws, transformer, etc, and take the photos for archive



**12** CLEANING & EXAMINING

Quality control to crafts, quantity quality based on the process step



**11** LIGHTING TEST OF LED

After LED being assembled, perform the reliability and stability test



**15** 1:1 TEMPLATE

Easy installation, we provide the 1:1 scale template together with the letters



**16** PACKING

Will choose the packing method based on the letter shape and transportation way, to avoid any possible damage during the delivery



## Shipping

**FedEx**

**DHL**



Longlu guarantees all of its products for life at least three years. We will refinish or repair for the defective products whatever appearance and structure are defective within one year when manufactured from factory



PMMA 100% recyclable



Impermeability of our signs and transformers (IP65)



Guarantee of a perfectly homogeneous light



80% efficiency after 30,000H use



UL standard can be applied to the above products upon request

## OUR GUARANTEES



Samples On Sales

Illuminated Sign Letter Sample Case: USD\$ 600

Illuminated Sign Letter Sample Case: USD\$ 160

More sample customized please contact us for requirement

