








LiFePO₄ BATTERY **LPBA48250**

-  Higher energy density, smaller volume.
-  Super long warranty: 7 years warranty.
-  Support 12 pcs connected in parallel mode for expansion.
-  **BMS** Built-in BMS monitors operation.
-  Movable wheels, easier to handle.

Specification

MODEL	LPBA48250
Usable Capacity	12.5KWH
Nominal Voltage	51.2
Voltage Range	48-57.6
MAX. Charge & Discharge Current	200A@15S
Recommend Charge&Discharge Current	≤150A
MAX. Output Power	10000W
Recommend Output Power	≤7500W
DOD	≥95%
Scalability	Up to 12 units in parallel(150kWh)
Communication	CAN&RS485
Ingress Protection	IP21
Cycle Life	≥6000@25°C,80%DOD
Working Temperature Range	Discharge: -20°C to + 65°C, Charge: +0°C to + 55°C
Net Weight(KG)	117KG
Gross Weight(KG)	141KG
Product Dimension(MM)	721.5x350x770MM
Package Dimension(MM)	797x450x918MM

