









LiFePO₄ BATTERY **LPBF48250-48300 SERIES**

-  High quality lithium iron phosphate battery.
-  ≥ 6000 times deep cycle charge and discharge.
-  Super long warranty: 5 years warranty.
-  Big capacity with small volume for household.
-  High class of safety with built-in BMS protection.
-  Support 6 pcs connected in parallel mode for expansion.

Specification

| MODEL | LPBF48250 | LPBF48300 |
|--------------------------------------|---|-----------|
| Usable Capacity | 12.5KWh | 15KWh |
| Nominal Voltage | 51.2V | |
| Voltage Range | 48-57.6V | |
| Recommend Charge & Discharge Current | ≤120A | |
| MAX. Charge & Discharge Current | 200A@15S | |
| Recommend Output Power | ≤ 6000W | |
| MAX. Output Power | 10000W@120S | |
| DOD | >95% | |
| Scalability | Up to 6 units in parallel | |
| Communication | CAN&RS485 | |
| Ingress Protection | IP21 | |
| Cycle Life | ≥6000@25°C , 80%DOD | |
| Working Temperature Range | Discharge: -20°C to + 65°C, Charge: + 0°C to + 55°C | |
| Net Weight(KG) | 154KG | |
| Gross Weight(KG) | 177KG | |
| Product Dimension(MM) | 615*350*955MM | |
| Package Dimension(MM) | 715*450*1115MM | |

