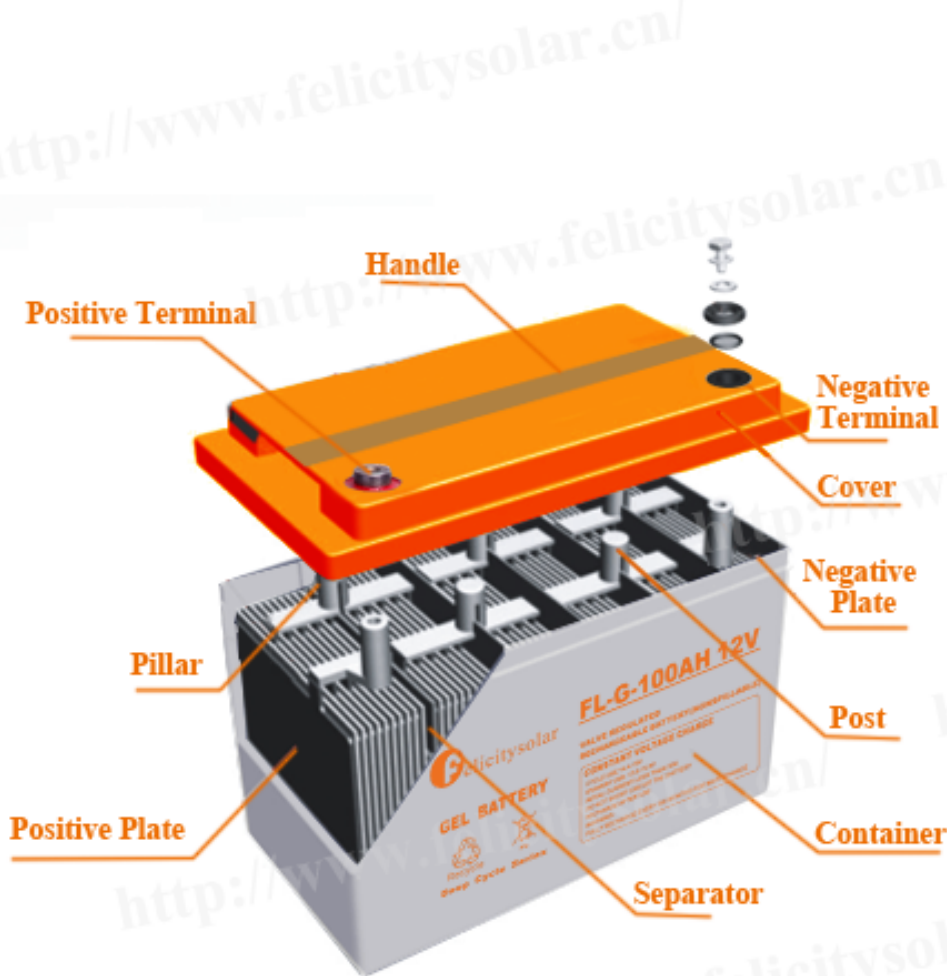
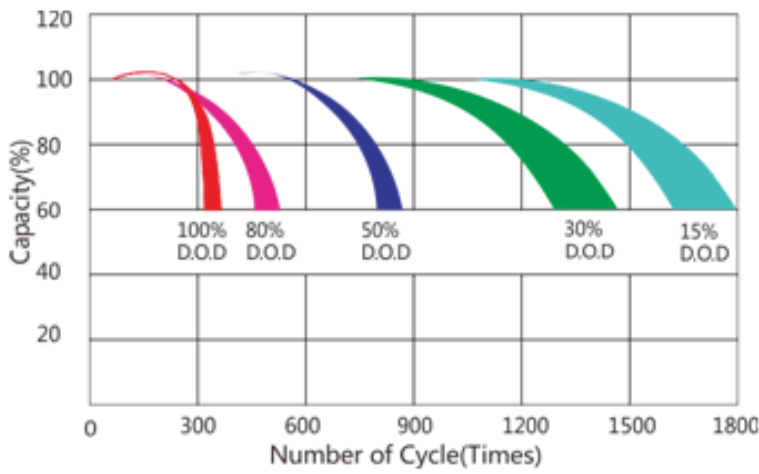


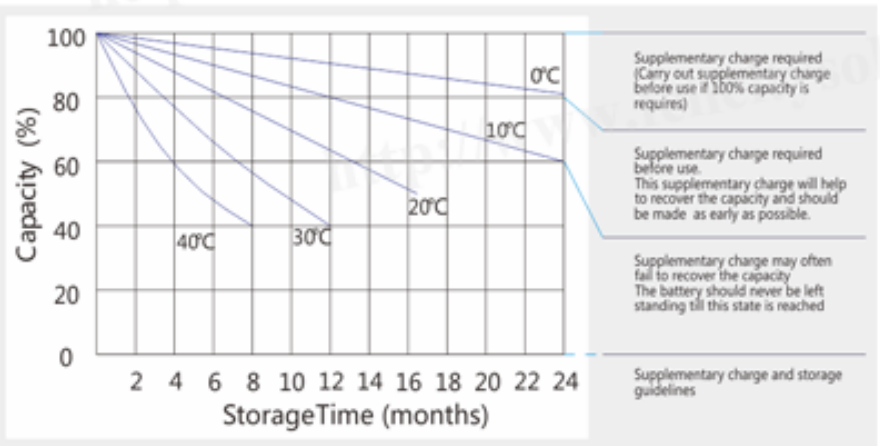
Products Details



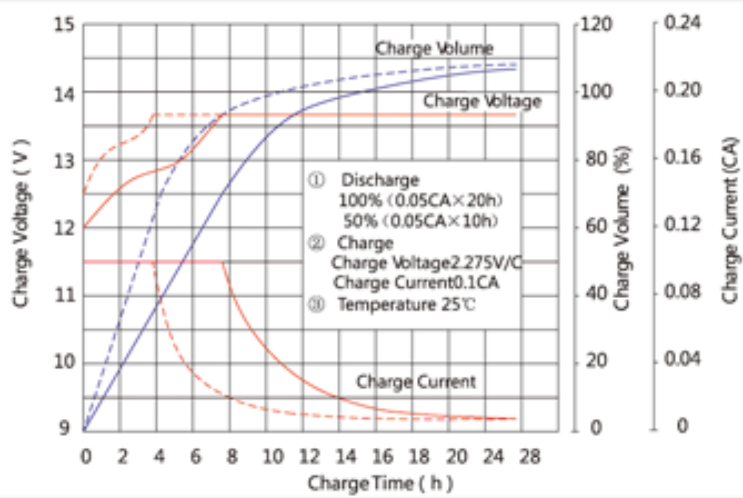
Life characteristics of cyclic use



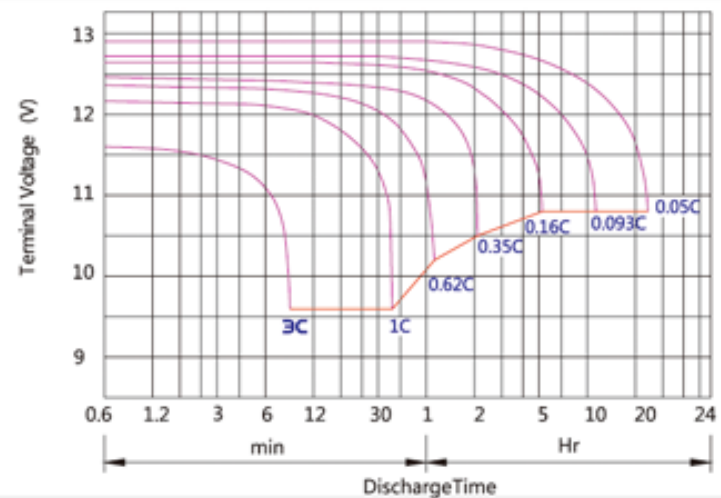
Storage characteristic



Charge characteristic Curve for standby use



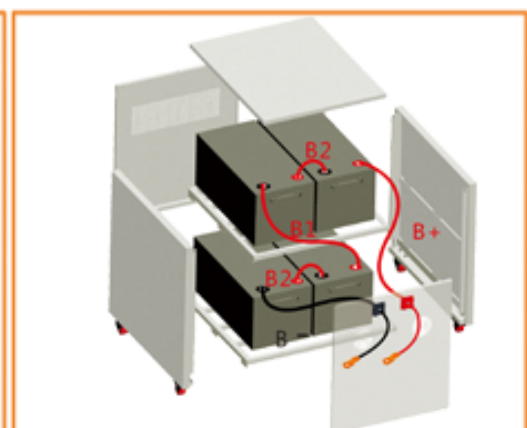
Discharge characteristic Curve



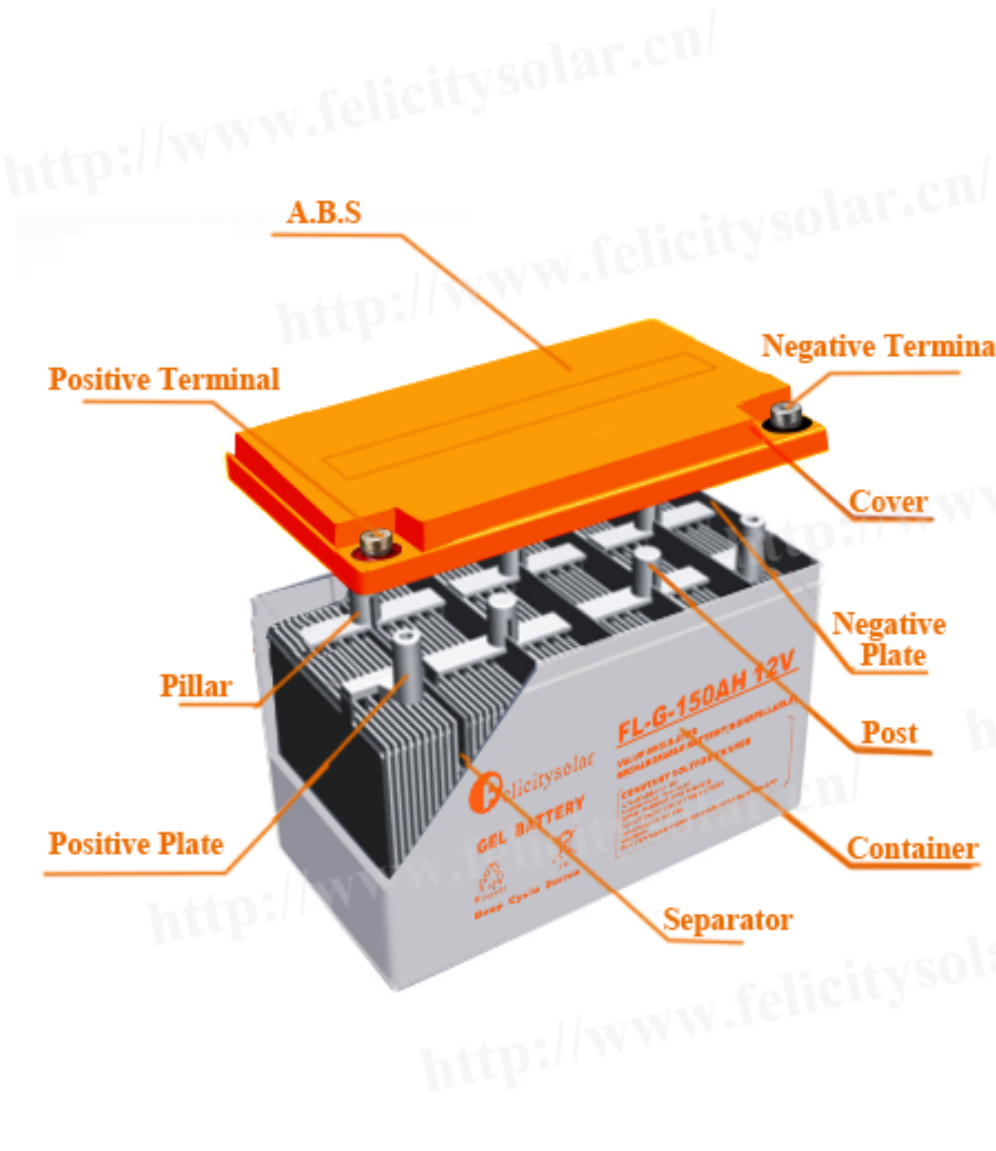
Constant Power Discharge Characteristics: W (25°C)

| Model | F.V/Time | 5MIN | 10MIN | 15MIN | 30MIN | 1HR | 2HR | 3HR | 4HR | 5HR | 8HR | 10HR | 20HR |
|-------|----------|------|-------|-------|-------|-------|-------|-------|-------|-------|-------|-------|-------|
| 100Ah | 9.60V | 3317 | 2416 | 1996 | 1284 | 751.1 | 458.4 | 319.9 | 262.6 | 215.1 | 148.3 | 125.5 | 69.26 |
| | 10.0V | 3251 | 2342 | 1964 | 1269 | 749.3 | 456.0 | 320.0 | 262.3 | 214.6 | 147.6 | 124.7 | 68.06 |
| | 10.2V | 3214 | 2280 | 1941 | 1260 | 743.5 | 453.3 | 318.6 | 261.7 | 213.9 | 146.6 | 123.6 | 66.80 |
| | 10.5V | 2926 | 2123 | 1852 | 1230 | 736.8 | 450.0 | 317.4 | 259.3 | 211.3 | 145.4 | 122.4 | 65.54 |
| | 10.8V | 2665 | 1957 | 1712 | 1179 | 723.2 | 444.2 | 308.7 | 253.4 | 207.5 | 143.0 | 121.2 | 64.28 |
| | 11.1V | 2341 | 1770 | 1541 | 1108 | 692.3 | 427.7 | 295.4 | 241.1 | 198.6 | 136.9 | 117.6 | 60.50 |
| 150Ah | 9.60V | 4679 | 3598 | 2993 | 1725 | 1085 | 677.4 | 462.5 | 379.1 | 315.0 | 207.4 | 187.2 | 99.54 |
| | 10.0V | 4587 | 3487 | 2945 | 1707 | 1075 | 669.1 | 455.6 | 373.8 | 312.2 | 206.6 | 185.7 | 97.81 |
| | 10.2V | 4534 | 3395 | 2912 | 1692 | 1069 | 664.4 | 453.6 | 370.3 | 310.3 | 205.0 | 184.1 | 96.00 |
| | 10.5V | 4128 | 3162 | 2778 | 1658 | 1062 | 656.0 | 449.9 | 365.3 | 307.8 | 203.3 | 182.2 | 94.19 |
| | 10.8V | 3760 | 2914 | 2567 | 1619 | 1048 | 651.1 | 444.9 | 353.0 | 306.4 | 202.4 | 180.4 | 93.28 |
| | 11.1V | 3302 | 2635 | 2311 | 1574 | 1033 | 626.7 | 437.4 | 347.9 | 305.3 | 201.0 | 178.5 | 89.94 |
| 200Ah | 9.60V | 5892 | 4544 | 3792 | 2300 | 1447 | 903.2 | 616.7 | 505.5 | 420.0 | 276.5 | 249.6 | 132.7 |
| | 10.0V | 5776 | 4405 | 3731 | 2276 | 1433 | 892.2 | 607.5 | 498.4 | 416.2 | 275.5 | 247.6 | 130.4 |
| | 10.2V | 5710 | 4289 | 3689 | 2257 | 1425 | 885.8 | 604.8 | 493.7 | 413.7 | 273.4 | 245.4 | 128.0 |
| | 10.5V | 5198 | 3994 | 3518 | 2211 | 1416 | 874.6 | 599.9 | 487.1 | 410.4 | 271.1 | 243.0 | 125.6 |
| | 10.8V | 4734 | 3681 | 3252 | 2158 | 1398 | 868.1 | 593.2 | 470.6 | 408.5 | 269.9 | 240.6 | 124.4 |
| | 11.1V | 4159 | 3328 | 2927 | 2099 | 1377 | 835.6 | 583.2 | 463.9 | 407.0 | 268.0 | 238.0 | 119.9 |

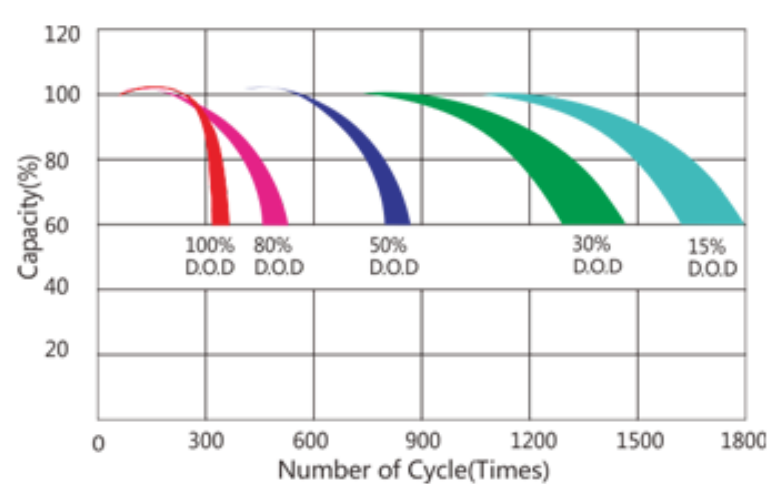
• Battery Box Diagram



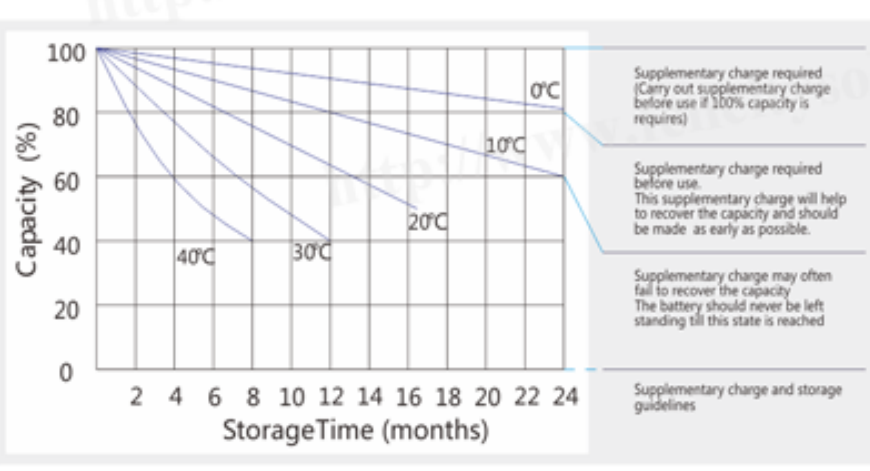
Products Details



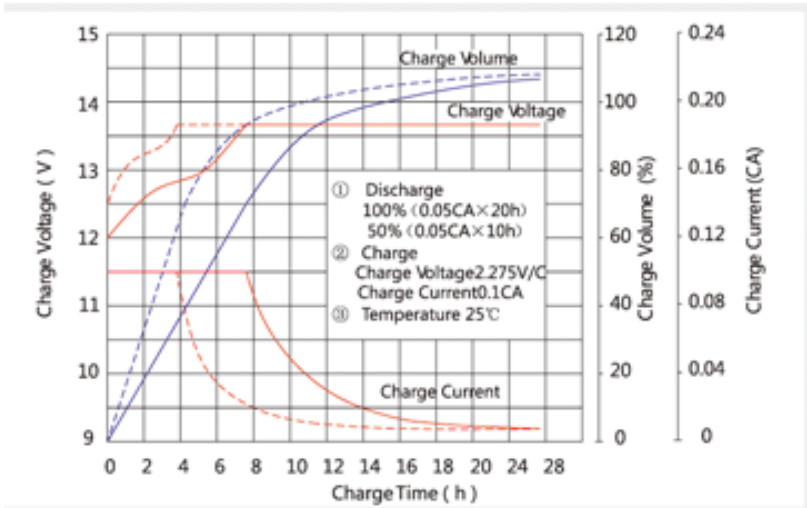
Life characteristics of cyclic use



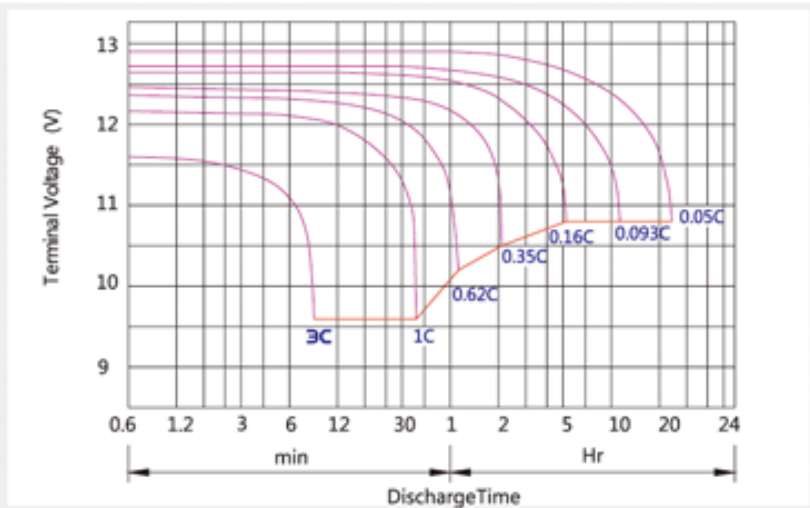
Storage characteristic



Charge characteristic Curve for standby use



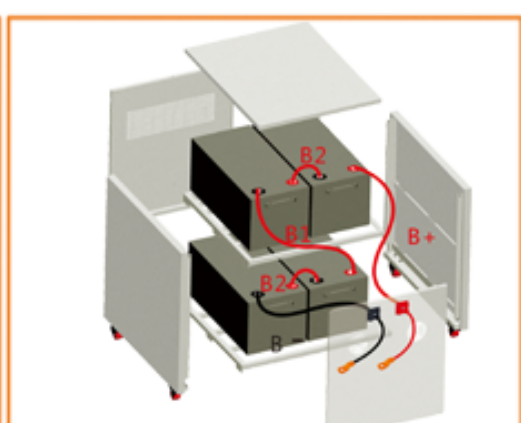
Discharge characteristic Curve



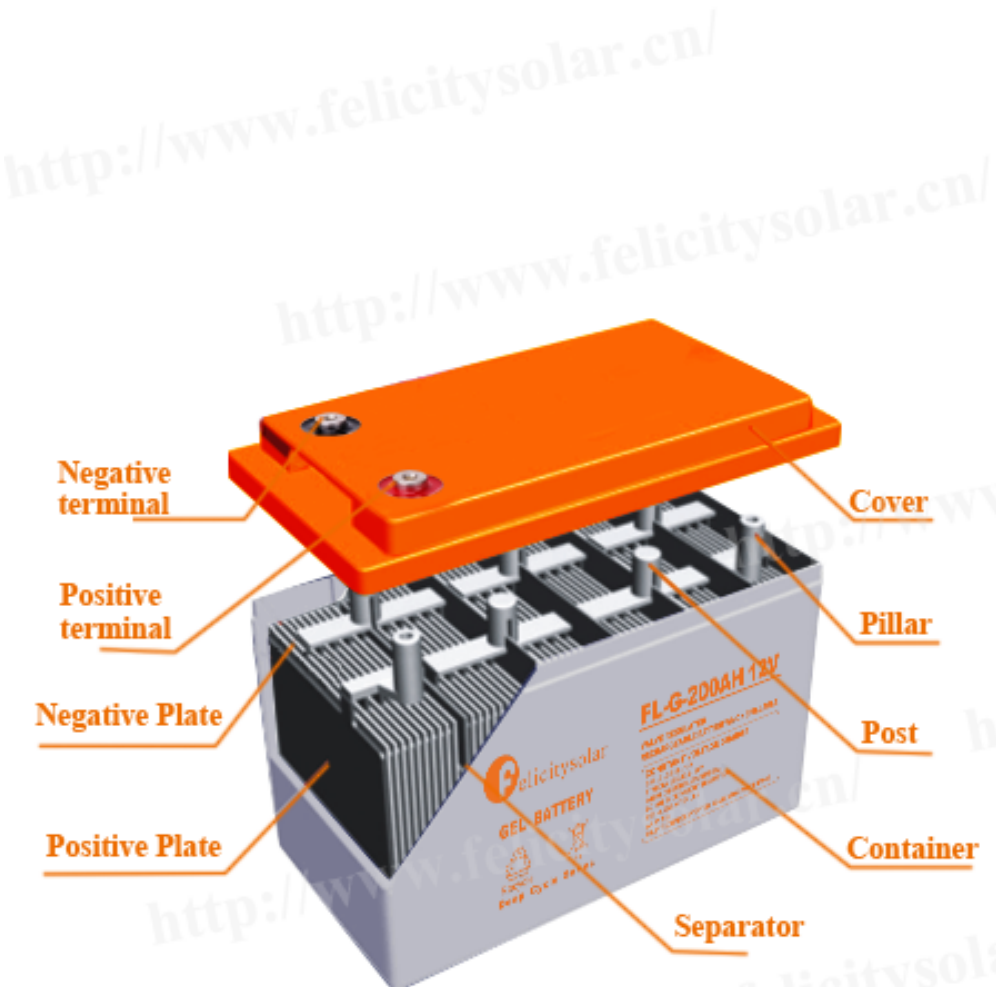
Constant Power Discharge Characteristics: W (25°C)

| Model | F.V/Time | 5MIN | 10MIN | 15MIN | 30MIN | 1HR | 2HR | 3HR | 4HR | 5HR | 8HR | 10HR | 20HR |
|-------|----------|------|-------|-------|-------|-------|-------|-------|-------|-------|-------|-------|-------|
| 100Ah | 9.60V | 3317 | 2416 | 1996 | 1284 | 751.1 | 458.4 | 319.9 | 262.6 | 215.1 | 148.3 | 125.5 | 69.26 |
| | 10.0V | 3251 | 2342 | 1964 | 1269 | 749.3 | 456.0 | 320.0 | 262.3 | 214.6 | 147.6 | 124.7 | 68.06 |
| | 10.2V | 3214 | 2280 | 1941 | 1260 | 743.5 | 453.3 | 318.6 | 261.7 | 213.9 | 146.6 | 123.6 | 66.80 |
| | 10.5V | 2926 | 2123 | 1852 | 1230 | 736.8 | 450.0 | 317.4 | 259.3 | 211.3 | 145.4 | 122.4 | 65.54 |
| | 10.8V | 2665 | 1957 | 1712 | 1179 | 723.2 | 444.2 | 308.7 | 253.4 | 207.5 | 143.0 | 121.2 | 64.28 |
| | 11.1V | 2341 | 1770 | 1541 | 1108 | 692.3 | 427.7 | 295.4 | 241.1 | 198.6 | 136.9 | 117.6 | 60.50 |
| 150Ah | 9.60V | 4679 | 3598 | 2993 | 1725 | 1085 | 677.4 | 462.5 | 379.1 | 315.0 | 207.4 | 187.2 | 99.54 |
| | 10.0V | 4587 | 3487 | 2945 | 1707 | 1075 | 669.1 | 455.6 | 373.8 | 312.2 | 206.6 | 185.7 | 97.81 |
| | 10.2V | 4534 | 3395 | 2912 | 1692 | 1069 | 664.4 | 453.6 | 370.3 | 310.3 | 205.0 | 184.1 | 96.00 |
| | 10.5V | 4128 | 3162 | 2778 | 1658 | 1062 | 656.0 | 449.9 | 365.3 | 307.8 | 203.3 | 182.2 | 94.19 |
| | 10.8V | 3760 | 2914 | 2567 | 1619 | 1048 | 651.1 | 444.9 | 353.0 | 306.4 | 202.4 | 180.4 | 93.28 |
| | 11.1V | 3302 | 2635 | 2311 | 1574 | 1033 | 626.7 | 437.4 | 347.9 | 305.3 | 201.0 | 178.5 | 89.94 |
| 200Ah | 9.60V | 5892 | 4544 | 3792 | 2300 | 1447 | 903.2 | 616.7 | 505.5 | 420.0 | 276.5 | 249.6 | 132.7 |
| | 10.0V | 5776 | 4405 | 3731 | 2276 | 1433 | 892.2 | 607.5 | 498.4 | 416.2 | 275.5 | 247.6 | 130.4 |
| | 10.2V | 5710 | 4289 | 3689 | 2257 | 1425 | 885.8 | 604.8 | 493.7 | 413.7 | 273.4 | 245.4 | 128.0 |
| | 10.5V | 5198 | 3994 | 3518 | 2211 | 1416 | 874.6 | 599.9 | 487.1 | 410.4 | 271.1 | 243.0 | 125.6 |
| | 10.8V | 4734 | 3681 | 3252 | 2158 | 1398 | 868.1 | 593.2 | 470.6 | 408.5 | 269.9 | 240.6 | 124.4 |
| | 11.1V | 4159 | 3328 | 2927 | 2099 | 1377 | 835.6 | 583.2 | 463.9 | 407.0 | 268.0 | 238.0 | 119.9 |

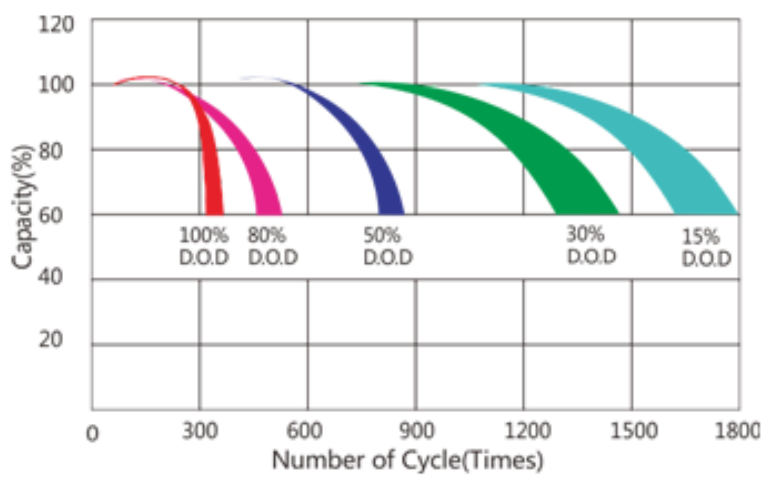
Battery Box Diagram



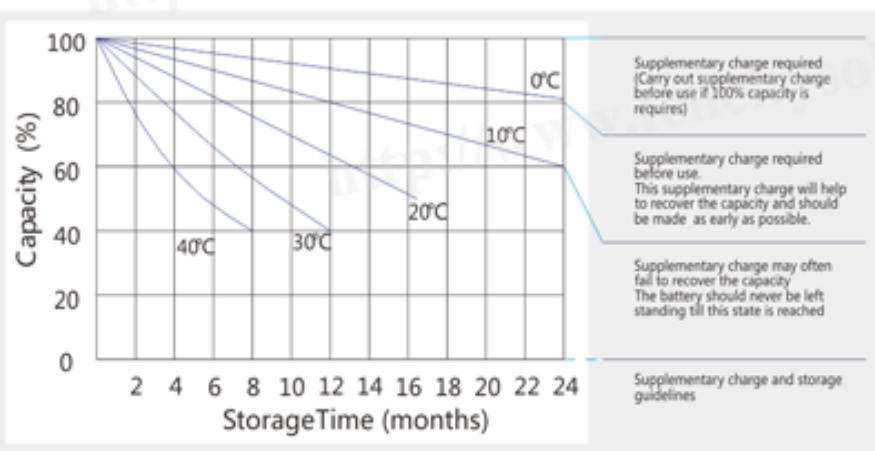
Products Details



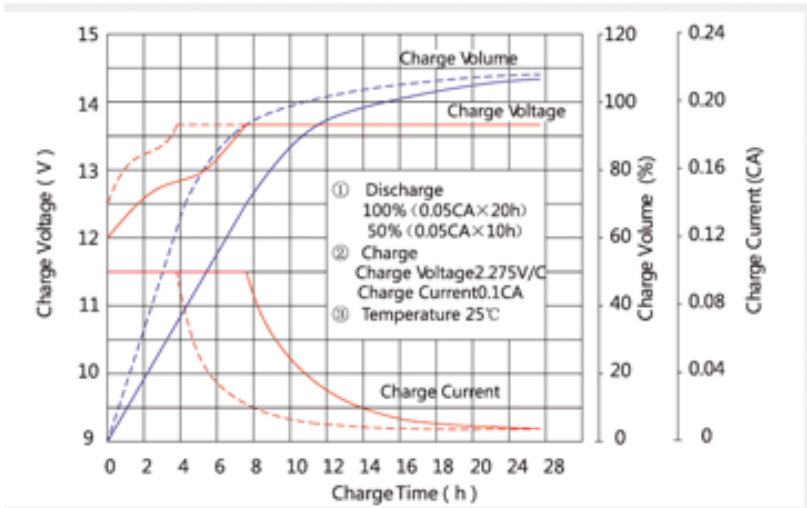
Life characteristics of cyclic use



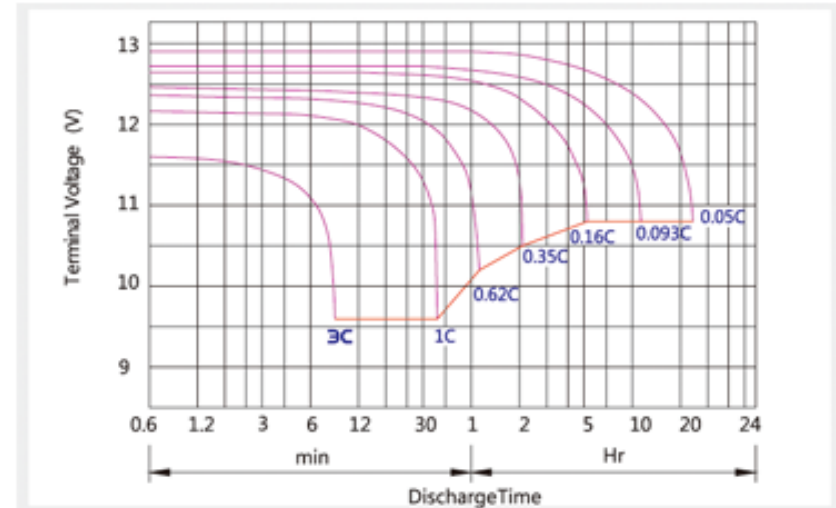
Storage characteristic



Charge characteristic Curve for standby use



Discharge characteristic Curve



Constant Power Discharge Characteristics: W (25°C)

| Model | F.V/Time | 5MIN | 10MIN | 15MIN | 30MIN | 1HR | 2HR | 3HR | 4HR | 5HR | 8HR | 10HR | 20HR |
|-------|----------|------|-------|-------|-------|-------|-------|-------|-------|-------|-------|-------|-------|
| 100Ah | 9.60V | 3317 | 2416 | 1996 | 1284 | 751.1 | 458.4 | 319.9 | 262.6 | 215.1 | 148.3 | 125.5 | 69.26 |
| | 10.0V | 3251 | 2342 | 1964 | 1269 | 749.3 | 456.0 | 320.0 | 262.3 | 214.6 | 147.6 | 124.7 | 68.06 |
| | 10.2V | 3214 | 2280 | 1941 | 1260 | 743.5 | 453.3 | 318.6 | 261.7 | 213.9 | 146.6 | 123.6 | 66.80 |
| | 10.5V | 2926 | 2123 | 1852 | 1230 | 736.8 | 450.0 | 317.4 | 259.3 | 211.3 | 145.4 | 122.4 | 65.54 |
| | 10.8V | 2665 | 1957 | 1712 | 1179 | 723.2 | 444.2 | 308.7 | 253.4 | 207.5 | 143.0 | 121.2 | 64.28 |
| | 11.1V | 2341 | 1770 | 1541 | 1108 | 692.3 | 427.7 | 295.4 | 241.1 | 198.6 | 136.9 | 117.6 | 60.50 |
| 150Ah | 9.60V | 4679 | 3598 | 2993 | 1725 | 1085 | 677.4 | 462.5 | 379.1 | 315.0 | 207.4 | 187.2 | 99.54 |
| | 10.0V | 4587 | 3487 | 2945 | 1707 | 1075 | 669.1 | 455.6 | 373.8 | 312.2 | 206.6 | 185.7 | 97.81 |
| | 10.2V | 4534 | 3395 | 2912 | 1692 | 1069 | 664.4 | 453.6 | 370.3 | 310.3 | 205.0 | 184.1 | 96.00 |
| | 10.5V | 4128 | 3162 | 2778 | 1658 | 1062 | 656.0 | 449.9 | 365.3 | 307.8 | 203.3 | 182.2 | 94.19 |
| | 10.8V | 3760 | 2914 | 2567 | 1619 | 1048 | 651.1 | 444.9 | 353.0 | 306.4 | 202.4 | 180.4 | 93.28 |
| | 11.1V | 3302 | 2635 | 2311 | 1574 | 1033 | 626.7 | 437.4 | 347.9 | 305.3 | 201.0 | 178.5 | 89.94 |
| 200Ah | 9.60V | 5892 | 4544 | 3792 | 2300 | 1447 | 903.2 | 616.7 | 505.5 | 420.0 | 276.5 | 249.6 | 132.7 |
| | 10.0V | 5776 | 4405 | 3731 | 2276 | 1433 | 892.2 | 607.5 | 498.4 | 416.2 | 275.5 | 247.6 | 130.4 |
| | 10.2V | 5710 | 4289 | 3689 | 2257 | 1425 | 885.8 | 604.8 | 493.7 | 413.7 | 273.4 | 245.4 | 128.0 |
| | 10.5V | 5198 | 3994 | 3518 | 2211 | 1416 | 874.6 | 599.9 | 487.1 | 410.4 | 271.1 | 243.0 | 125.6 |
| | 10.8V | 4734 | 3681 | 3252 | 2158 | 1398 | 868.1 | 593.2 | 470.6 | 408.5 | 269.9 | 240.6 | 124.4 |
| | 11.1V | 4159 | 3328 | 2927 | 2099 | 1377 | 835.6 | 583.2 | 463.9 | 407.0 | 268.0 | 238.0 | 119.9 |

Battery Box Diagram

