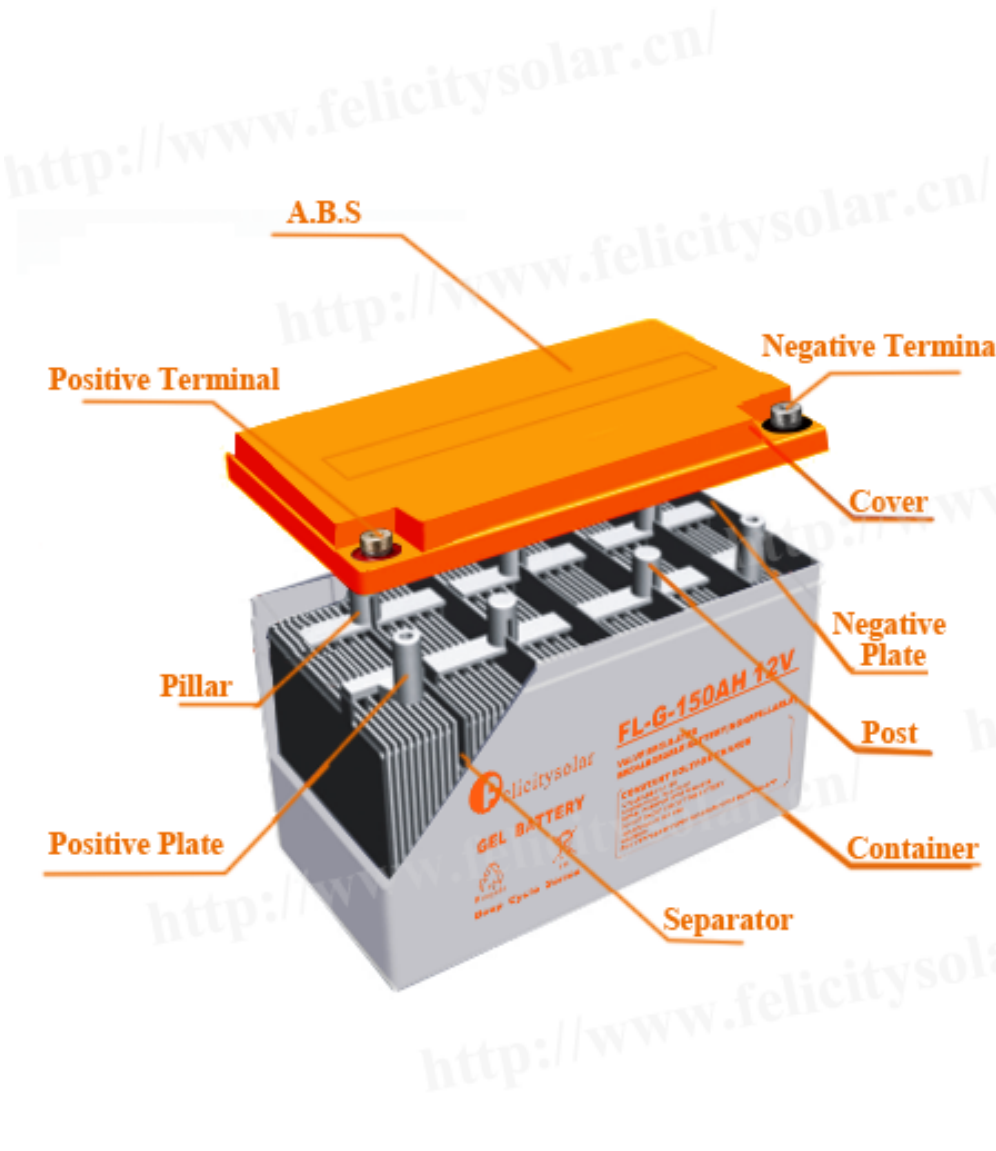
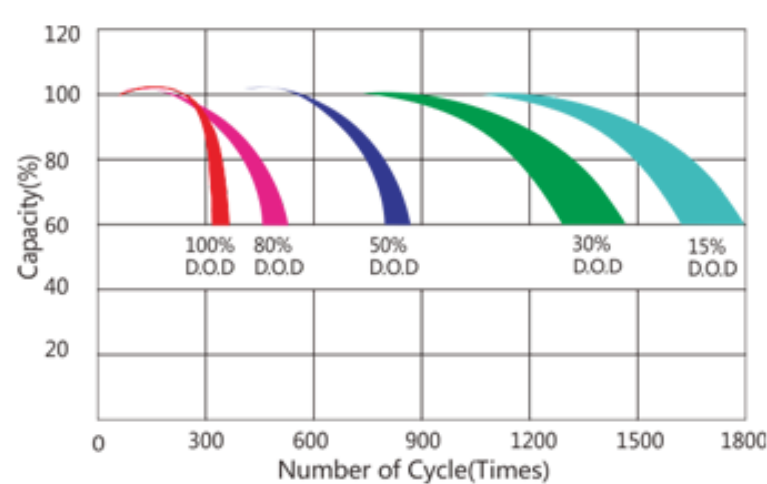


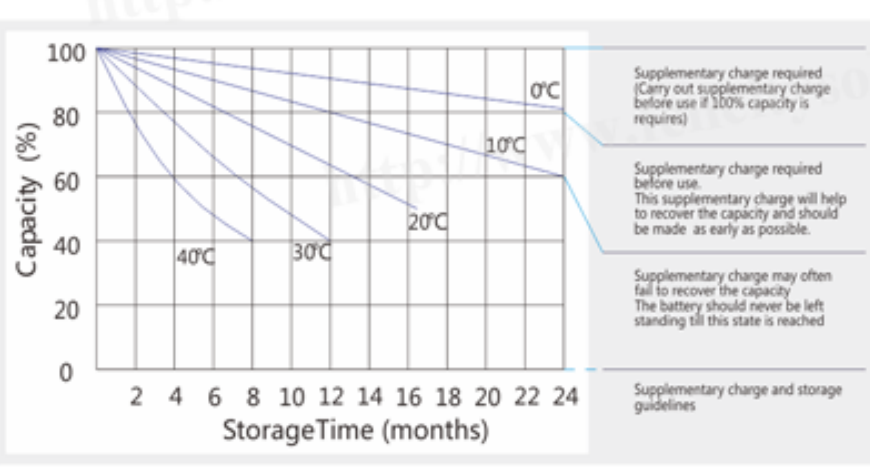
# Products Details



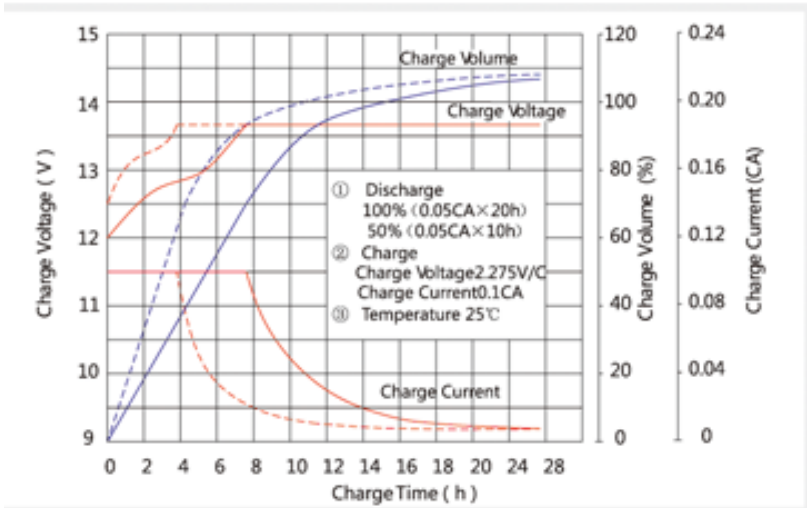
## Life characteristics of cyclic use



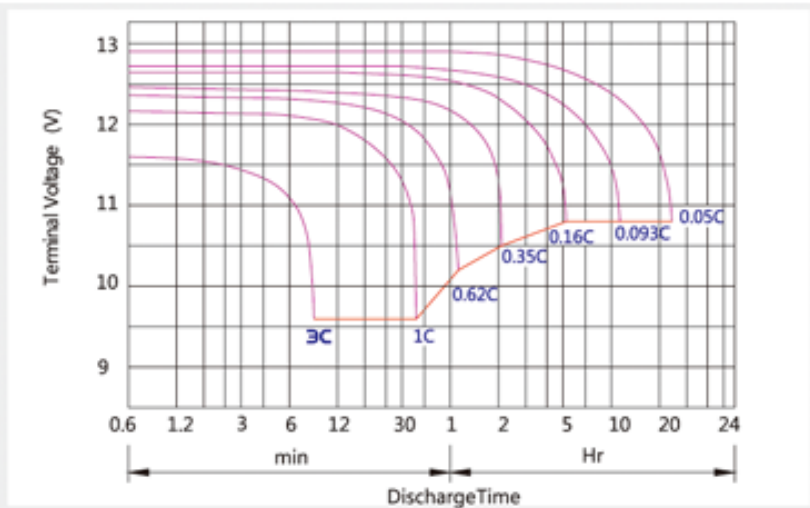
## Storage characteristic



## Charge characteristic Curve for standby use



## Discharge characteristic Curve



## Constant Power Discharge Characteristics: W (25°C)

| Model | F.V/Time | 5MIN | 10MIN | 15MIN | 30MIN | 1HR   | 2HR   | 3HR   | 4HR   | 5HR   | 8HR   | 10HR  | 20HR  |
|-------|----------|------|-------|-------|-------|-------|-------|-------|-------|-------|-------|-------|-------|
| 100Ah | 9.60V    | 3317 | 2416  | 1996  | 1284  | 751.1 | 458.4 | 319.9 | 262.6 | 215.1 | 148.3 | 125.5 | 69.26 |
|       | 10.0V    | 3251 | 2342  | 1964  | 1269  | 749.3 | 456.0 | 320.0 | 262.3 | 214.6 | 147.6 | 124.7 | 68.06 |
|       | 10.2V    | 3214 | 2280  | 1941  | 1260  | 743.5 | 453.3 | 318.6 | 261.7 | 213.9 | 146.6 | 123.6 | 66.80 |
|       | 10.5V    | 2926 | 2123  | 1852  | 1230  | 736.8 | 450.0 | 317.4 | 259.3 | 211.3 | 145.4 | 122.4 | 65.54 |
|       | 10.8V    | 2665 | 1957  | 1712  | 1179  | 723.2 | 444.2 | 308.7 | 253.4 | 207.5 | 143.0 | 121.2 | 64.28 |
|       | 11.1V    | 2341 | 1770  | 1541  | 1108  | 692.3 | 427.7 | 295.4 | 241.1 | 198.6 | 136.9 | 117.6 | 60.50 |
| 150Ah | 9.60V    | 4679 | 3598  | 2993  | 1725  | 1085  | 677.4 | 462.5 | 379.1 | 315.0 | 207.4 | 187.2 | 99.54 |
|       | 10.0V    | 4587 | 3487  | 2945  | 1707  | 1075  | 669.1 | 455.6 | 373.8 | 312.2 | 206.6 | 185.7 | 97.81 |
|       | 10.2V    | 4534 | 3395  | 2912  | 1692  | 1069  | 664.4 | 453.6 | 370.3 | 310.3 | 205.0 | 184.1 | 96.00 |
|       | 10.5V    | 4128 | 3162  | 2778  | 1658  | 1062  | 656.0 | 449.9 | 365.3 | 307.8 | 203.3 | 182.2 | 94.19 |
|       | 10.8V    | 3760 | 2914  | 2567  | 1619  | 1048  | 651.1 | 444.9 | 353.0 | 306.4 | 202.4 | 180.4 | 93.28 |
|       | 11.1V    | 3302 | 2635  | 2311  | 1574  | 1033  | 626.7 | 437.4 | 347.9 | 305.3 | 201.0 | 178.5 | 89.94 |
| 200Ah | 9.60V    | 5892 | 4544  | 3792  | 2300  | 1447  | 903.2 | 616.7 | 505.5 | 420.0 | 276.5 | 249.6 | 132.7 |
|       | 10.0V    | 5776 | 4405  | 3731  | 2276  | 1433  | 892.2 | 607.5 | 498.4 | 416.2 | 275.5 | 247.6 | 130.4 |
|       | 10.2V    | 5710 | 4289  | 3689  | 2257  | 1425  | 885.8 | 604.8 | 493.7 | 413.7 | 273.4 | 245.4 | 128.0 |
|       | 10.5V    | 5198 | 3994  | 3518  | 2211  | 1416  | 874.6 | 599.9 | 487.1 | 410.4 | 271.1 | 243.0 | 125.6 |
|       | 10.8V    | 4734 | 3681  | 3252  | 2158  | 1398  | 868.1 | 593.2 | 470.6 | 408.5 | 269.9 | 240.6 | 124.4 |
|       | 11.1V    | 4159 | 3328  | 2927  | 2099  | 1377  | 835.6 | 583.2 | 463.9 | 407.0 | 268.0 | 238.0 | 119.9 |

## Battery Box Diagram

