

## Application

SEEKWAY CM30 mesh light combines innovative design, high performance, and versatility. It uses **welding-free** technology for stability and customized creativity. Its strong long-distance loading capacity **cuts installation costs**.

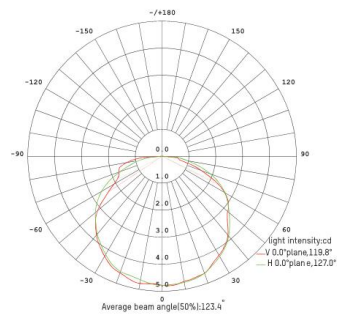
With **triple waterproofing** (IP68), it operates underwater and in harsh environments, ensuring stability across scenarios. Featuring a 120° wide-angle view, embedded lens, **high-definition display** (16K refresh rate, 16 Bit high grayscale), it offers clarity and a broad light-emitting surface.

Versatile applications include **advertising, cultural tourism lighting, urban bridge decoration, and stage backgrounds**. Its flexibility accommodates various irregular designs, offering users a novel visual experience.

## Specification

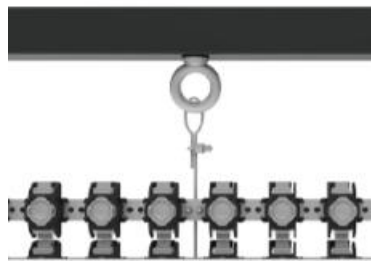
Model	CM30-P50D	CM30-P55D	CM30-P63D	CM30-P72D	CM30-P83D	CM30-P100D
Pixel Pitch	50mm	55mm	62.5mm	71.5mm	83mm	100mm
Pixel	400Pixel/M <sup>2</sup>	324Pixel/M <sup>2</sup>	256Pixel/M <sup>2</sup>	196Pixel/M <sup>2</sup>	144Pixel/M <sup>2</sup>	100Pixel/M <sup>2</sup>
Dot Size	30×30×16mm					
LED Type	3535SMD RGB					
Pixel Composing	3 LEDs/Pixel					
LED Color	RGB, RGBW, RGB+W					
Control Mode	DMX512					
Input Voltage	DC 12V					
Power Consumption	0.6W/Pixel					
Grey Scale	16bit					
Beam Angle	≥120°					
Surface Color	Transparent and black available					
Refresh Rate	16K					
Shell Material	High and low temperature resistant flame retardant PVC					
PCB material	FR-4					
Ingress Protection	IP68					
Operating Temp.	-30℃ — 70℃					
Service Life	>80000h					

## Luminosity Distribution



## Installation Method

The control system is integrated with the power supply, utilizing a hook-and-lift design or aluminum clip-based force distribution with left and right latches for fixation. It features user-friendly operation, eliminating the need for complex wiring. Maintenance can be conducted from both the front and rear, and single-point maintenance allows for the easy and quick removal of faulty points and replacement with new ones.






Adjustable Fixing Component



Point Light Source Mounting Base

## Application Cases



All rights to interpret this product are reserved by SEEKWAY. We kindly request your understanding that no further notification will be given for product updates.