



ARMXY EMBEDDED COMPUTER DATASHEET

ARMxy BL360 Series

Version History

Version	V1.0	2024-12-19	Initial Release	

Contents

1. Overview	2
2. Typical Application Areas	2
3. Software and Hardware Specifications	3
4. Software Ecosystem	5
5. Product Selection	7
6. Electromagnetic Compatibility Testing	10
7. Environmental Suitability Testing	11
8. Packing List	12
9. Technical Support & Services	12

1. Overview

BL360 ARMxy ARM embedded computers, is an industrial-grade ARM controller

The ARMxy BL360 series ARM embedded computer is an industrial-grade ARM controller with flexible I/O and SoM configuration capabilities.

It is based on the NXP i.MX8M Mini multi-core processor, featuring a quad-core ARM Cortex-A53 (up to 1.6 GHz) and a single-core ARM Cortex-M4 (up to 400 MHz), built with an advanced 14nm process. The device supports 1080P60 H.264 hardware video encoding/decoding, 1080P60 H.265 hardware decoding, and GPU graphics acceleration.

BL360 series supports Linux-5.4.70, Yocto 3.0, Ubuntu 20.04, Docker containers, Node-Red, and Qt-5.15.0 for GUI development. It comes preinstalled with:

BLIoTLink, an industrial protocol conversion software for rapid industrial data acquisition and integration with major IoT cloud platforms and SCADA systems.

BLRAT, a remote access tool for device monitoring and maintenance.

QuickConfig, a rapid configuration tool for remote device setup and debugging, improving operational efficiency.

It also supports Node-Red, enabling fast IoT application development, and AI-assisted programming for a “what you see is what you get” development experience.


BL360 series has been professionally designed for electrical performance and tested under high/low temperatures. It operates reliably in harsh environments with electromagnetic interference and temperatures ranging from -40° C to 85° C. It supports DIN35 rail mounting, making it suitable for a wide range of industrial applications.

2. Typical Application Areas

- ✓ Industrial Control
- ✓ Energy Storage System EMS/BMS
- ✓ AIoT & Artificial Intelligence
- ✓ Smart Manufacturing
- ✓ Communication Management Unit
- ✓ AGV Robots
- ✓ Machine Vision
- ✓ Edge Computing
- ✓ Motion Control
- ✓ Robotics
- ✓ Rail Transit
- ✓ Smart Devices

3. Software and Hardware Specifications


Exterior Structure and Dimensions of Product with 1 Ethernet Port:



Exterior Structure and Dimensions of Product with 2 Ethernet Ports:




Exterior Structure and Dimensions of Product with 3 Ethernet Ports:



Standard Model



A Model



B Model

Hardware	Parameters
CPU	NXP i.MX8M Mini Quad, 14nm FinFET Process
	4x ARM Cortex-A53 (64-bit), clock speed 1.6GHz, supports floating-point operations
	ARM Cortex-M4, dedicated real-time processing unit, clock speed 400MHz
	GPU: GC320 2D, GCNanoUltra 3D graphics accelerator, supports OpenGL ES 1.1/2.0, OpenVG 1.1
	Encoder: Supports 1080P@60fps H.264
	Decoder: Supports 1080P@60fps H.265, 1080P@60fps H.264
ROM	4/8GByte eMMC
RAM	1/2GByte DDR4
ETH	RJ-45, 1~3, 1x10/100/1000M and 2x10/100M, ESD Level 3, EFT Level 3
USB	2xUSB 2.0 HOST (USB1, USB2), speed up to 480Mbps, ESD Level 3
HDMI	1xHDMI 2.0, supports 1080P@60fps
I/O Slot	X series I/O board slot: 1, X series IO board, support RS485, CAN, RS232, DI, DO, GPIO, etc;
	Y series IO board slot: 2, Y series IO board, support RS485, CAN, RS232, DI, DO, Relay output, AI, AO, PT100, PT1000, TC etc.
LED	1xpower indicator light
	2xuser-programmable indicator light
Mini PCIe	1, Supports Bluetooth, Wi-Fi, 4G module, etc.
SIM Slot	1 slot, NANO

Antenna	2, For 4G/Wi-Fi/GPS
Debug	1x Micro USB debug port
SD Slot	1
Reset	1 reset button
Watchdog	Onboard independent hardware watchdog
Power	Rated DC 24V, supports wide voltage range of 12-24VDC Equipped with reverse polarity protection and overcurrent protection 2-pin terminal block with screw terminals
Grounding	1-pin GND terminal
Installation	DIN35 rail mounting, wall mounting
Material	Aluminum alloy casing + stainless steel
Dimension	110x83x42mm or 110x83x48mm

Software	Parameters
Kernel	Linux-5.4.70
File System	Yocto 3.0, Ubuntu20.04
GUI development tool	Qt-5.15.10

4. Software Ecosystem

Category	Software	Type	Highlights
Industrial Communication & Protocols	IGH EtherCAT Master	Open Source	Supports real-time EtherCATmaster for high-precision motion control and synchronized I/O.
Data Acquisition Edge Processing	BLIoTLink	Proprietary	Data acquisition and protocol conversion, supporting multiple protocols and API-based secondary development.
	Node-RED	Open Source	Low-code logic orchestration tool, supporting visual flow design and custom nodes.
	Vnode	Open Source	Lightweight edge computing node, suitable for high-efficiency data pipe

			line processing.
Industrial Control & Execution	OpenPLC	Open Source	Open-source PLC, suitable for simple logic control and local automation.
	CODESYS Runtime	Licensed	Industrial control platform, supporting full IEC61131-3 programming and motion control.
	Beremiz	Open Source	Open-source IEC61131-3 compliant PLC integrated development environment for machine automation, providing tools to create HMI.
	NexPLC	Proprietary	Next-generation industrial control and operation & maintenance integrated platform, supporting cloud-based collaboration.
Visualization & Monitoring	FUXA	Open Source	Lightweight web-based SCADA, suitable for rapid configuration and small to medium monitoring projects.
	Ignition	Open Source	Enterprise-level industrial platform, supporting integrated SCADA, MES, and IoT deployment.
	Grafana	Open Source	Professional time-series data visualization and analytic dashboards, supporting multiple data sources.
Communication & Middleware	Nginx/Apache	Open Source	Web portal for exposing and securely managing edge services.
AI / Machine Vision	YOLOv5/8 OpenCV	Open Source	Complete edge AI vision stack, supporting object detection and image preprocessing.
	TensorFlow Lite, PyTorch Mobile	Open Source	Lightweight AI model inference frameworks, supporting edge-side intelligent analysis.
Remote Operation & Maintenance Management	BLRAT	Proprietary	Secure remote operation & maintenance channel, supporting remoted device debugging and maintenance.
	QuickConfig	Proprietary	Graphical gateway configuration and management tool, supporting one-click deployment and monitoring.
Development & Support Environ	Python, C/C++, Node.js, Java	Open Source	Multi-language development support, suitable for diverse development

ment			scenarios and performance requirements.
	Python 3, Node.js	Open Source	Provides standard runtime, supporting scripting and containerized applications.
	Docker, Kubernetes(K3s)	Open Source	Supports application containerization and cluster management, enabling micro services architecture.
	API Documentation, Deployment Guides, Sample Projects	Proprietary / Open Source	Provides comprehensive technical documentation and typical scenario examples.
System & Security	OpenSSL	Open Source	Provides communication encryption and secure tunneling to ensure data transmission security.
	iptables	Open Source	Kernel-level firewall for network protection.
	Encryption Chip Demo	Proprietary	Encapsulates SHA-256 encryption and authentication algorithms.
	Wireshark, tcpdump	Open Source	Network protocol analysis for security monitoring.
	Prometheus + Grafana	Open Source	System resource monitoring and alerting, supporting visualized operation & maintenance.

5. Product Selection

The ARMxy series ARM embedded controllers adopt a flexible design concept, allowing users to customize ROM and RAM combinations by choosing different System-on-Module(SOM) boards as needed. Additionally, various X and Y boards can be selected to achieve diverse I/O configurations, catering to the requirements of different application scenarios.

Product naming convention

Host Model Number - SOM Model Number - X Board Model Number - Y1 Board Model Number - Y2 Board Model Number

For example, if we had a specific product configuration:

Host Model: BL360

SOM Model: SOM360

X Board Model: X10

The complete product name would be:

BL360-SOM360-X10

Means 1 Ethernet port, 4GB eMMC storage, DDR4 is 1GByte, and 2 RS485

If you need to add Wi-Fi, then you would append "W" to the host model number.

For example: BL360W-SOM360-X10

If you need to add a 4G module, you would append "L" to the host model number.

For example: BL360L-SOM360-X10

ARMxy BL360 Model List

Model	ETH	USB	HDMI	X board I/O Slot	Y board I/O Slot	Dimension
BL360	1x10/100M	2	X	1x6PIN	X	42x83x110mm
BL360A	1x10/100M	2	X	1x20PIN	X	42x83x110mm
BL360B	1x10/100M	2	X	1x20PIN	2	48x83x110mm
BL360C	1x10/100M	2	X	1x10PIN	X	42x83x110mm
BL361	1x10/100/1000M, 1x10/100M	2	X	1x6PIN	X	42x83x110mm
BL361A	1x10/100/1000M, 1x10/100M	2	X	1x20PIN	X	42x83x110mm
BL361B	1x10/100/1000M, 1x10/100M	2	X	1x20PIN	2	48x83x110mm
BL362	1x10/100/1000M, 2x10/100M	2	1	1x6PIN	X	42x83x110mm
BL362A	1x10/100/1000M, 2x10/100M	2	1	1x20PIN	X	42x83x110mm
BL362B	1x10/100/1000M, 2x10/100M	2	1	1x20PIN	2	48x83x110mm

ARMxy BL360 SOM Model List

You can select the appropriate ROM, RAM, and temperature grade based on your requirements.

Model	MCU	Clock Speed	Kernel	eMMC	DDR4	Temperature
SOM360	i.MX8M Mini	1.6GHz	4 x A53 +M4	4GByte	1GByte	-40~85°C
SOM361	i.MX8M Mini	1.6GHz	4 x A53 +M4	8GByte	2GByte	-40~85°C

X Series I/O Board Model List

You can select the appropriate X series I/O board based on your requirements, ensuring that the number of pins on the X series I/O board is compatible with the industrial computer's casing.

Model	RS232/RS485	CAN	DI	DO	GPIO	PIN
X10	2	x	x	x	x	6PIN
X11	x	2	x	x	x	6PIN
X12	1	1	x	x	x	6PIN
X13	x	x	2	2	x	6PIN
X14	x	x	4	x	x	6PIN
X15	x	x	x	4	x	6PIN
X16	x	x	x	x	4	6PIN
X20	4	x	x	x	x	10PIN
X21	3	1	x	x	x	10PIN
X22	2	2	x	x	x	10PIN
X23	4	x	4	4	x	20PIN
X24	3	1	4	4	x	20PIN
X25	2	2	4	4	x	20PIN
X26	2	x	8	4	x	20PIN
X27	1	1	8	4	x	20PIN
X28	2	x	12	x	x	20PIN
X29	1	1	12	x	x	20PIN
X30	x	x	x	x	16	20PIN

Y Series I/O Board Model List

You can select the appropriate Y series I/O board based on your requirements, as the Y series I/O modules are compatible with all Y slots. When the Y63 is selected, you can not choose second Y-series I/O board.

Model	Description	Model	Description
Y01	4xDI+4xDO(NPN)	Y41	4xAO, 0~20mA/4~20mA
Y02	4xDI+4xDO(PNP)	Y43	4xAO, 0~5V/0~10V
Y11	8xDI(NPN)	Y46	4xAO, ±5V/±10V
Y12	8xDI(PNP)	Y51	2xRTD, 3-Wire PT100
Y13	8xDI(Dry Contact)	Y52	2xRTD, 3-Wire PT1000
Y21	8xDO(PNP)	Y53	2xRTD, 4-Wire PT100

Y22	8xDO(NPN)	Y54	2xRTD, 4-Wire PT1000
Y24	4xDO(Relay)	Y56	Resistance Measurement
Y31	4xAI, Single-ended, 0~20mA/4~20mA	Y57	Voltage Measurement
Y33	4xAI, Single-ended, 0~5V/0~10V	Y58	4xTC
Y34	4xAI, Differential, 0~5V/0~10V	Y63	4xRS485 or RS232
Y36	4xAI, Differential, ±5V/±10V	Y95	4xPWM Output(NPN) + 4xPulse Counter Input
Y37	4xIPEPE	Y96	4xPWM Output(PNP) + 4xPulse Counter Input

Ordering Notes

Y01: DI channels support dry contacts or NPN-type wet contact sensors.

Y02: DI channels support dry contacts or PNP-type wet contact sensors.

Y58: Supports thermocouples of types J, K, T, E, R, S, B, and N

6. Electromagnetic Compatibility Testing

Test	Item	Standard	Level	Condition	Result	Remarks
Electromagnetic Emission	Conducted Emission	GB/T 9254 Class A/ CISPR 32 Class A	Class A	150 kHz - 30 MHz	PASS	Complies with limits for general industrial environments
	Radiated Emission	GB/T 9254 Class A/ CISPR 32 Class A	Class A	30 MHz - 1 GHz	PASS	Complies with limits for general industrial environments
Immunity Testing	ESD	GB/T 17626.2/IEC 61000-4-2	Level III	Contact discharge: ±4 kV; Air discharge: ±8 kV	PASS	—
	Radiated RF Immunity	GB/T 17626.3/IEC 61000-4-3	Level III	Field strength: 10 V/m, 80 MHz – 1 GHz	PASS	—
	EFT	GB/T 17626.4/IEC 61000-4-4	Level III	Power lines: 2 kV; Signal lines: 1 kV	PASS	—
	Surge	GB/T 17626.5/IEC 61000-4-5	Level III	Differential mode: 2 kV; Common mode: 4 kV	PASS	—
	Voltage Dips and Interruptions	GB/T 17626.11/IEC 61000-4-11	Level III	Voltage dip: 70% for 500 ms; Complete interruption: 10 ms	PASS	—

	Power Frequency Magnetic Field Immunity	GB/T 17626.8/ IEC 61000-4-8	Level III	Test intensity: 30 A/m, 50 Hz	PASS	—
--	---	--------------------------------	-----------	-------------------------------	------	---

7. Environmental Suitability Testing

Test Item	Standard	Level	Condition	Result	Remarks
Low-Temperature Startup & Operation	GB/T 2423.1-2008/IEC 60068-2-1	N/A	Ambient temperature: +40°C, device starts and operates normally	Compliant	Meets basic low-temperature startup requirements for industrial environments.
High-Temperature Startup & Operation	GB/T 2423.2-2008/IEC 60068-2-2	N/A	Ambient temperature: +85°C, device starts and operates normally	Compliant	Meets basic high-temperature startup requirements for industrial environments.
Constant Damp Heat	GB/T 2423.3-2016/IEC 60068-2-78	N/A	Ambient temperature: +40°C, relative humidity: 85%, powered operation for 48 hours	Compliant	Ensures stable operation in humid environments.
Sinusoidal Vibration	GB/T 2423.10-2019/IEC 60068-2-6	N/A	Frequency range: 5 Hz to 500 Hz, acceleration: 2g, 10 cycles per axis (3 axes)	Compliant	Validates vibration resistance during transportation and installation.
Free Fall	GB/T 2423.7-2018/IEC 60068-2-31	N/A	With packaging: Free fall from 0.8 meters, 1 drop per face (6 faces total)	Compliant	Ensures impact resistance during transportation.
IP	GB/T 4208-2017/IEC 60529	IP30	Dust protection: Prevents entry of solid foreign objects ≥2.5mm in diameter	Compliant	Meets industrial environmental protection requirements.

Test Conclusion

After undergoing fundamental environmental adaptability testing, the device fully complies with the basic requirements of the Chinese GB/T national standards and corresponding IEC standards, demonstrating stable operation in standard industrial environments.

The following results ensure the device meets a wide range of industrial application scenarios:

- Low/High-Temperature Tests: Validates the device's operational capability under basic industrial environmental conditions.

- Vibration and Free Fall Tests: Ensures reliability during transportation and installation.
- IP Test: Complies with fundamental protection requirements for industrial environments.

8. Packing List

- One ARM embedded controller
- One set of DIN35 mounting brackets
- Ubuntu file system
- Pressure-free terminal blocks configured according to selected accessories
- When purchasing Wi-Fi and 4G modules, antennas for Wi-Fi and 4G modules will be included.

9. Technical Support & Services

- ◆ Provide system firmware images, file system images, kernel driver source code, and a variety of demo programs.
- ◆ Offer a comprehensive platform development kit and introductory tutorials to save software organization time and simplify application development.
- ◆ Provide a rich set of development examples for reference to simplify application development, including:
 - ✓ BLIoTLink Industrial Protocol Data Collection and Cloud Platform Integration Development Case
 - ✓ BLRAT Remote Access Usage Case
 - ✓ Node-Red IoT Application Development Case
 - ✓ Docker Container Technology, MQTT Communication Protocol Examples
 - ✓ Cortex-A53 and Cortex-M4 Inter-Core Communication Example
 - ✓ Graphical Interface Development Tool Qt-5.15.10 Software Development Kit
 - ✓ Yocto, Ubuntu Operating System Demonstration Example
 - ✓ 4G/Wi-Fi Development Examples
 - ✓ X Board, Y Board, and Other Peripheral Drivers
 - ✓ Assistance with Product Customization and Development
 - ✓ Customized Research and Development (R&D) and Manufacturing
 - ✓ Provide Long-Term After-Sales Service

Shenzhen Beilai Technology Co.,Ltd

<https://bliiot.com>