

X Series I/O Modules

2CH RS485 4CH GPIO Module X6



X6 User Manual

Version: V1.0

Date: 2025-7-4

Shenzhen Beilai Technology Co.,Ltd

Website: <https://www.bliiot.com>

Preface

Thanks for choosing BLIOT X series I/O modules. These operating instructions contain all the information you need for operation of X series I/O modules.

Copyright

This user manual is owned by Shenzhen Beilai Technology Co., Ltd. No one is authorized to copy, distribute or forward any part of this document without written approval of Shenzhen Beilai Technology. Any violation will be subject to legal liability.

Disclaimer

This document is designed for assisting user to better understand the device. As the described device is under continuous improvement, this manual may be updated or revised from time to time without prior notice. Please follow the instructions in the manual. Any damages caused by wrong operation will be beyond warranty.

Revision History

Revision Date	Version	Description	Owner
2025/7/4	V1.0	Initial Release	PH

Table of Contents

1 Introduction	4
1.1 Overview	4
1.2 Technical Specifications	4
1.3 Model Selection	5
2 Wiring	5
2.1 Terminal Definitions	5
2.2 Connection Example	6
2.2.1 RS485 Connection	6
2.2.2 GPIO Connection	7
3 Warranty Terms	7
4 Technical Support	7

1 Introduction

1.1 Overview

X6 is an industrial-grade expansion module specially designed for the ARMxy series ARM embedded computers. The module features overvoltage protection, fault protection, and overcurrent protection circuit designs to ensure stability and reliability in complex industrial environments.

1.2 Technical Specifications

Name	Parameter	Description	
Power Supply	Operating Power	Internal Voltage	
	Working Voltage	12V-24V	
	Power Consumption	2W	
RS485	Channel	2 Channels	
	Maximum Baud Rate	RS485: 10Mbps	
	Data Bits	RS485: 5-bit, 6-bit, 7-bit, 8-bit (configurable)	
	Stop Bits:	RS485: 1-bit, 2-bit (configurable)	
	Parity	RS485: Odd parity, Even parity, No parity (configurable)	
	Flow Control	RS485: Not supported	
	Impedance	RS485: 120 Ω	
	Measured Distance and Operating Baud Rate	RS485: 200 meters (baud rate ≤ 115200 bps)	
	Supports Multi-Drop Communication	RS485: Requires custom development	
	Communication Mode	RS485: Unidirectional Half-duplex / Simplex	
	Data Transmission Mode	RS485: Transmit and receive mode, Receive-only mode, Transmit-only mode	
	Logic Level	Logic "1":	-3 V
		Logic "0":	+3 V
	Maximum Output Current per Channel	100mA (at 26°C)	
Isolation Protection	2KVrms (built-in)		
Communication Cable Requirements	Shielded twisted pair cable		
GPIO	Channel	4 Channels	

	Output Mode	Single-ended output
	Output Voltage	High level: 3.3V Low level: 0.7V
	Maximum Output Current per Channel	5mA
	Input Withstand Voltage	Maximum voltage: 3.5V Minimum voltage: 0V
	Input Logic Level	Logic 1: 3.0V ~ 3.5V Logic 0: 0V ~ 1.0V
	Input Current	5mA
	Electrical Isolation	Not supported
Certifications	EMC	IEC 61000-4-2 (ESD) Level 3
		IEC 61000-4-4 (EFT) Level 3
		IEC 61000-4-5 (Surge) Level 3

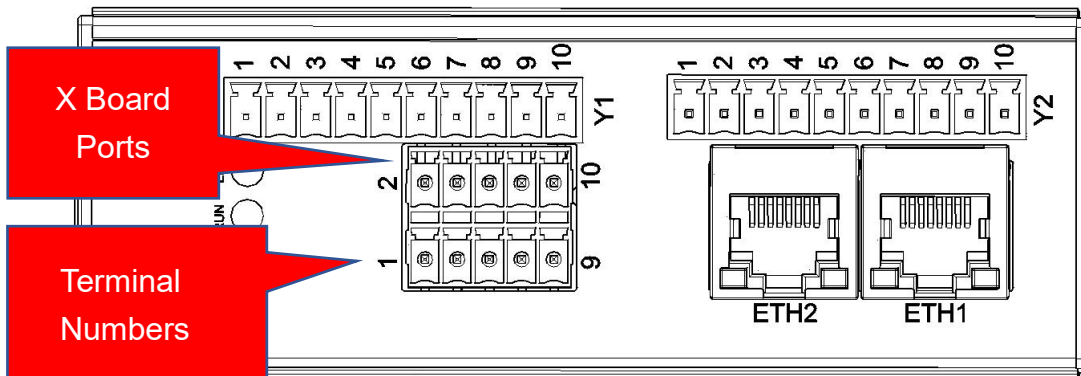
The GPIO ports do not support electrical isolation and cannot withstand transient high voltage or large current.

1.3 Model Selection

No.	Name	Model	Signal Type
1	2CH RS485+4CH GPIO Module	X6	RS485: Differential signaling GPIO: Digital signal

2 Wiring

2.1 Terminal Definitions

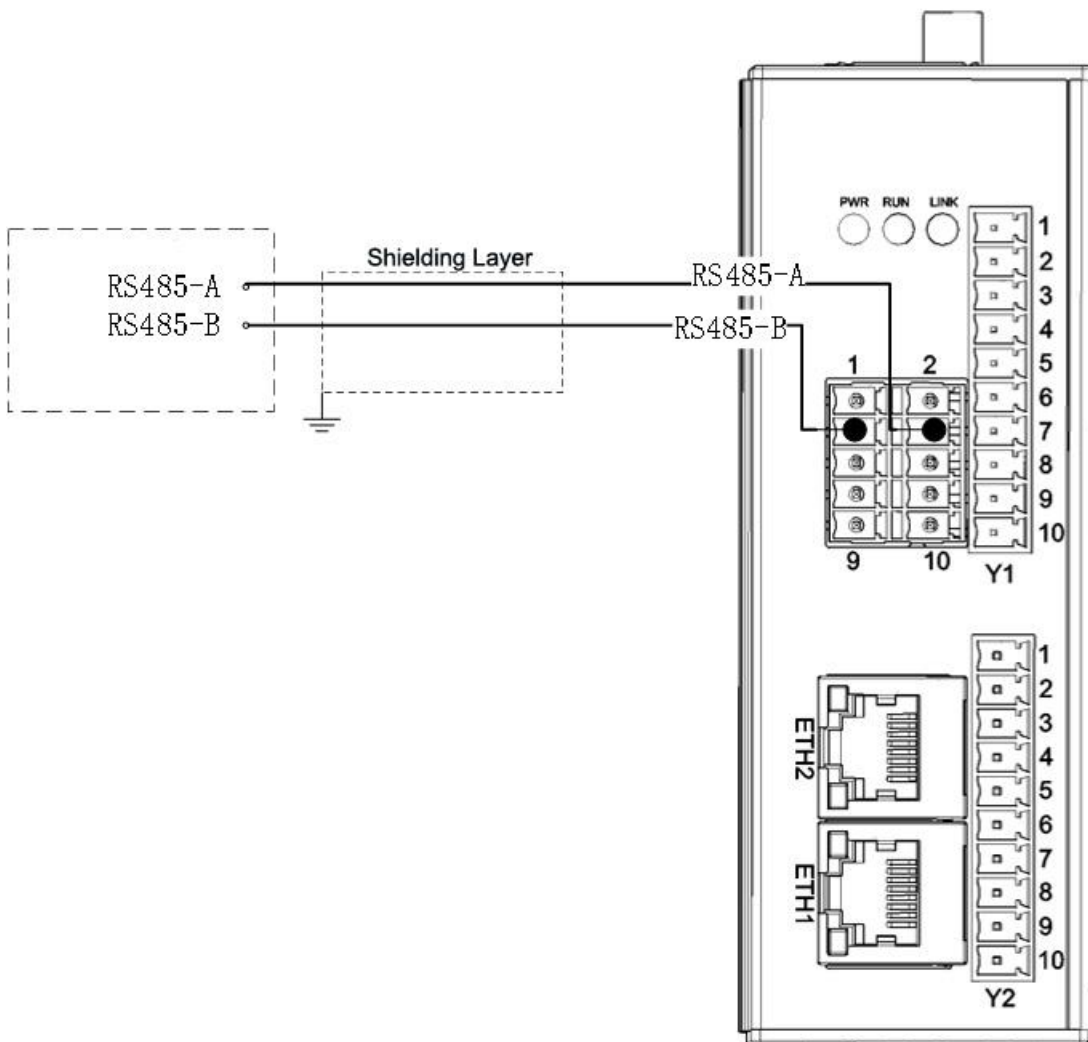


Notice: Please refer to the product's label for the specific terminal numbering sequence.

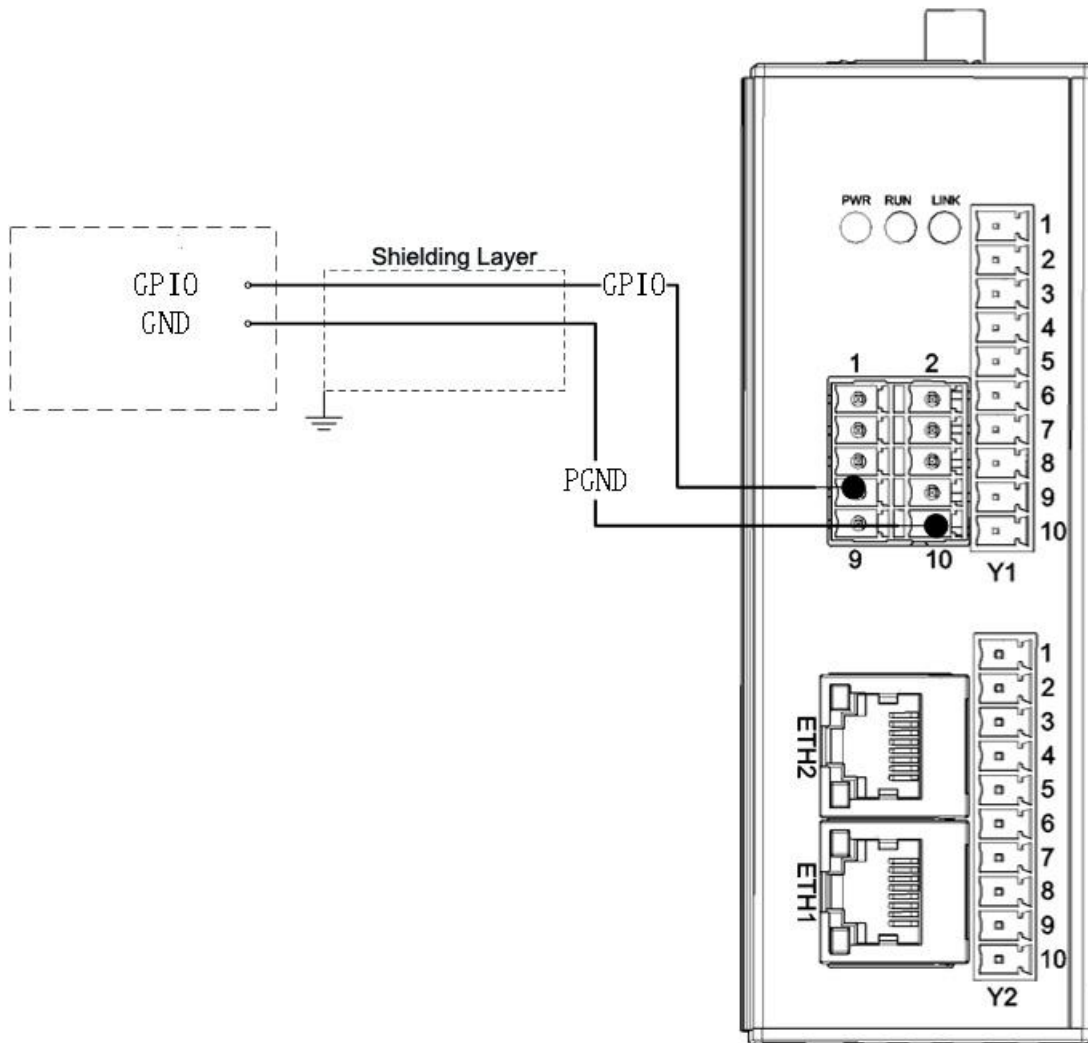
Terminal NO.	Definition	Description	Terminal NO.	Definition	Description
1	RS485 1	RS485-B	2	RS485 1	RS485-A
3	RS485 2	RS485-B	4	RS485 2	RS485-A
5	GPIO 1	GPIO1	6	GPIO 2	GPIO2
7	GPIO 3	GPIO3	8	GPIO 4	GPIO4
9	PGND	Ground Terminal	10	GND	Ground Terminal

2.2 Connection Example

2.2.1 RS485 Connection



2.2.2 GPIO Connection



3 Warranty Terms

- 1) This equipment will be repaired free of charge for any material or quality problems within one year from the date of purchase.
- 2) This one-year warranty does not cover any product failure caused by man-made damage, improper operation, etc

4 Technical Support

Shenzhen Beilai Technology Co., Ltd

Website: <https://www.bliiot.com>