

IH-ZBF10-LS Series

Smart Switch



Description

Smart Switch is designed to control lighting on/off and enables linkage and remote control through a ZigBee smart home gateway. It is suitable for hotels, apartments, and residential applications.

Feature

- Support ZigBee wireless protocol
- Neutral and live wire power supply
- Built-in relay output
- Flexible switching: support relay control, lighting linkage, scene linkage, and curtain control, etc

Scene

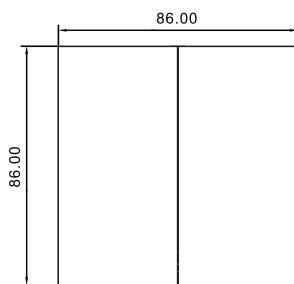
Suitable for residential, hotel, and apartment lighting control applications.

Parameter

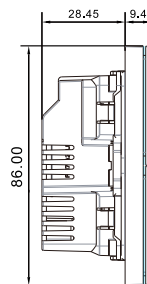
Power Supply	100 ~ 240 VAC (L and N)
Key Number	1 / 2 / 3 / 4
Relay Driver	1 / 2 / 3 / 4
Single Load Power	200W
Communication Protocol	ZigBee 3.0
Product Size	86x86x38mm
Installation	3"x3" electrical back box (depth ≥ 50mm)
Panel Material	Aluminium alloy CNC / ABS

Dimensioned Drawing

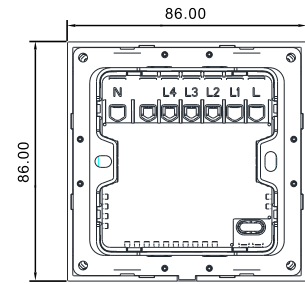
mm



Front View



Side View

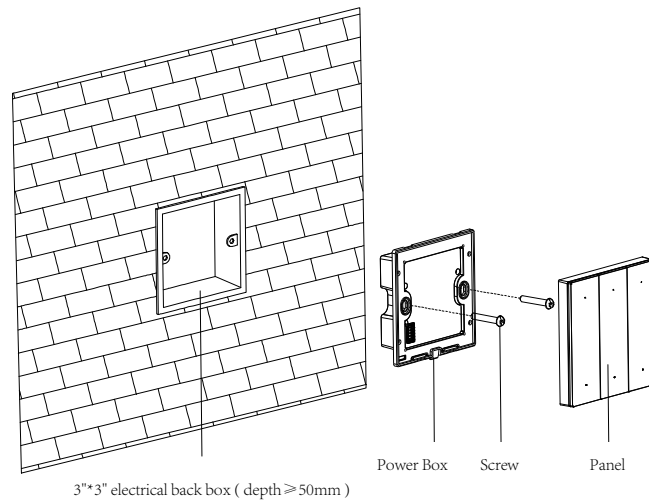


Back View

IH-ZBF10-LS Series

Smart Switch

Installation Drawing



*Refer to the user manual for detailed instructions