



EXO library installation steps



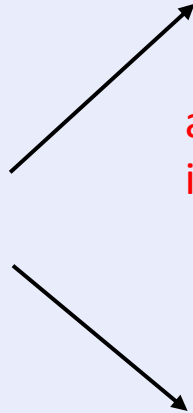
EXO library installation steps



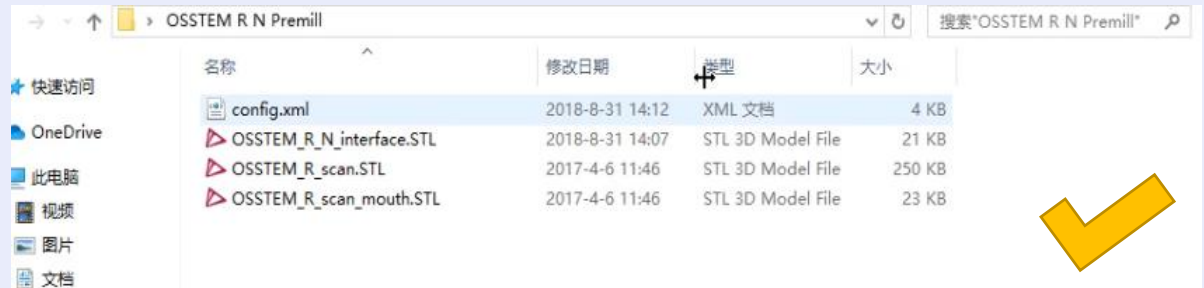
take scanbody library for osstem standard as an example



upzip the file



after unzip the file and open the unzip folder, if it shows like this, it means the library is wrong



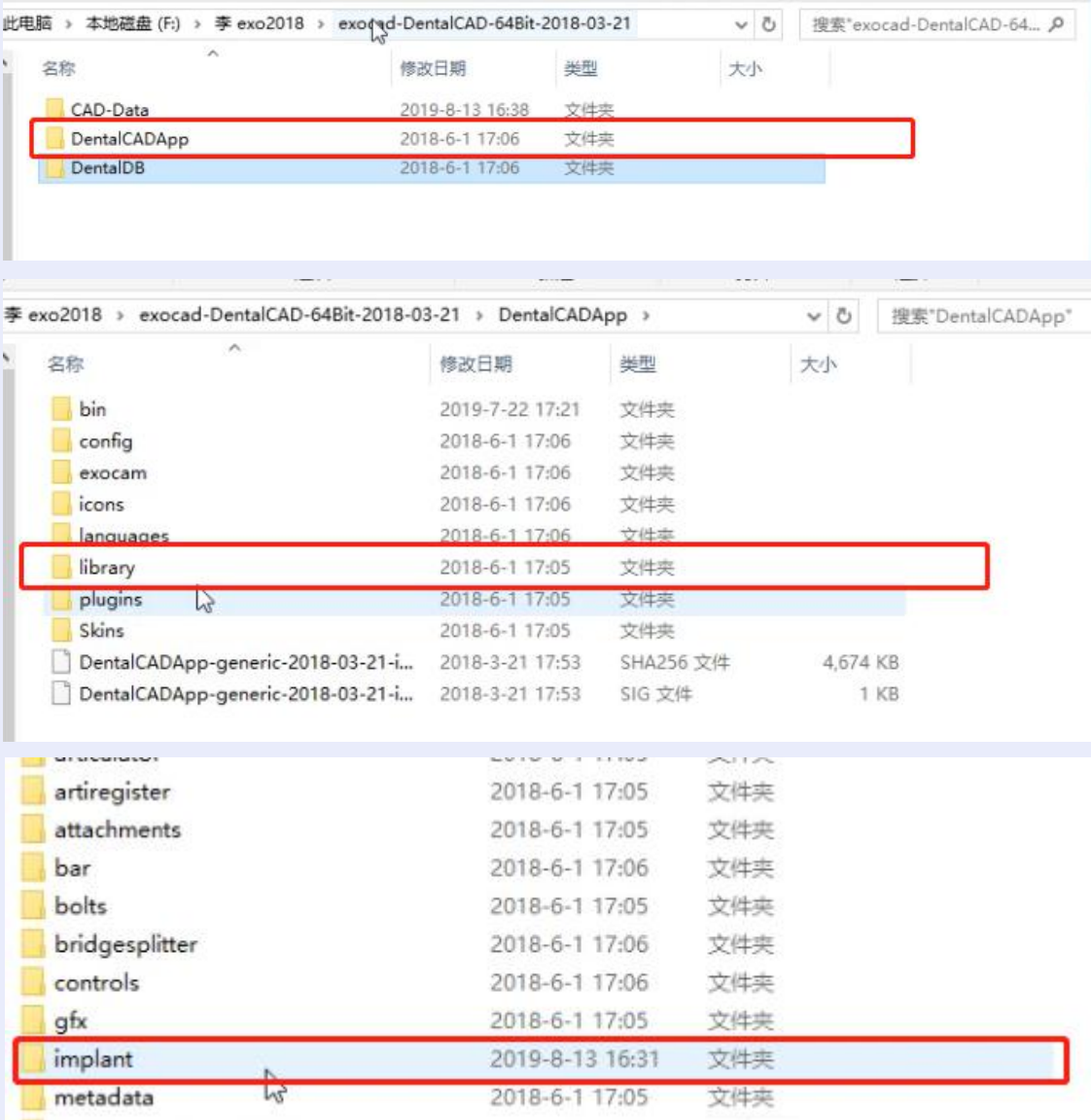
when you open the unzip folder, it shows like this, it means the library is correct

EXO library installation steps

open the folder of the unzip file

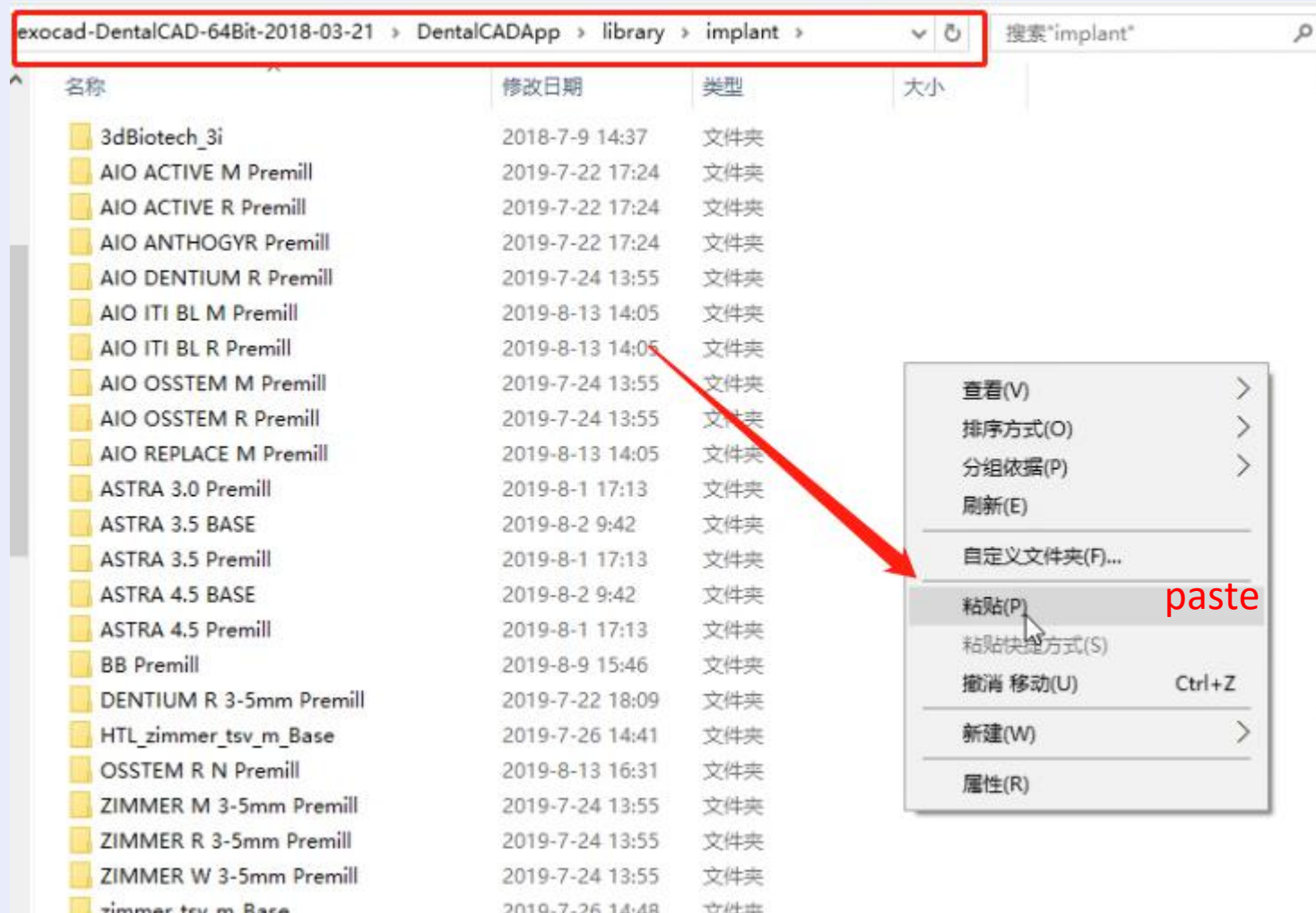


place the file here



place the unzip folder to specific routine

EXO library installation steps



after you open the specific folder, plz paste the upzip library and save it here

EXO library installation steps

ASTRA 3.0 Premill	2019-8-1 17:13	文件夹
ASTRA 3.5 BASE	2019-8-2 9:42	文件夹
ASTRA 3.5 Premill	2019-8-1 17:13	文件夹
ASTRA 4.5 BASE	2019-8-2 9:42	文件夹
ASTRA 4.5 Premill	2019-8-1 17:13	文件夹
BB Premill	2019-8-9 15:46	文件夹
DENTIUM R 3-5mm Premill	2019-7-22 18:09	文件夹
HTI_zimmer_tsv_m_Base	2019-7-26 14:41	文件夹
OSSTEM R N Premill	2019-8-13 16:31	文件夹
ZIMMER M 3-5mm Premill	2019-7-24 13:55	文件夹
ZIMMER R 3-5mm Premill	2019-7-24 13:55	文件夹
ZIMMER W 3-5mm Premill	2019-7-24 13:55	文件夹

DentalCADApp > library > implant > OSSTEM R N Premill

名称	修改日期	类型	大小
config.xml	2018-8-31 14:12	XML 文档	4 KB
OSSTEM_R_N_interface.STL	2018-8-31 14:07	STL 3D Model File	21 KB
OSSTEM_R_scan.STL	2017-4-6 11:46	STL 3D Model File	250 KB
OSSTEM_R_scan_mouth.STL	2017-4-6 11:46	STL 3D Model File	23 KB

open the library folder, you could see the library are in this folder

EXO analog library installation

File Explorer view of the library directory:

名称	修改日期	类型	大小
artilator	2018-6-1 17:05	文件夹	
artiregister	2018-6-1 17:05	文件夹	
attachments	2018-6-1 17:05	文件夹	
bar	2018-6-1 17:06	文件夹	
bolts	2018-6-1 17:05	文件夹	
bridgesplitter	2018-6-1 17:06	文件夹	
controls	2018-6-1 17:06	文件夹	
qfx	2018-6-1 17:05	文件夹	
implant	2018-6-1 17:05	文件夹	
metadata	2018-6-1 17:05	文件夹	
modelcreator	2018-6-1 17:05	文件夹	
movementregister	2018-6-1 17:05	文件夹	
nesting	2018-6-1 17:05	文件夹	
pontics	2018-6-1 17:05	文件夹	
prostheticoothsets	2018-6-1 17:06	文件夹	
rendereffects	2018-6-1 17:06	文件夹	
retentions	2018-6-1 17:05	文件夹	
smiledesign	2018-6-1 17:06	文件夹	
teeth	2018-6-1 17:05	文件夹	

扫描杆或AIO数据库 scanbody or AIO library

替代体数据库 analog library

File Explorer view of the modelcreator directory:

名称	修改日期	类型	大小
attachments	2018-6-1 17:05	文件夹	
implants	2018-6-1 17:05	文件夹	
plates	2018-6-1 17:05	文件夹	

替代体数据 analog library

File Explorer view of the implants directory:

名称	修改日期	类型	大小
AIO ACTIVE M Premill	2019-7-23 10:25	文件夹	
AIO ACTIVE R Premill	2019-7-23 10:25	文件夹	
AIO ALPHA-BIO Premill	2019-8-14 16:28	文件夹	
AIO ANKYLOS Premill	2019-8-15 17:46	文件夹	
AIO ANTHOGRYR Premill	2019-7-23 10:25	文件夹	
AIO BEGO 3.75 Premill	2019-8-13 17:49	文件夹	
AIO BEGO 4.1 Premill	2019-8-13 17:49	文件夹	
AIO BEGO 4.5 Premill	2019-8-13 18:13	文件夹	
AIO DENTIUM R Premill	2019-7-24 13:54	文件夹	
AIO ICY 4.0 Premill	2019-8-14 16:28	文件夹	

替代体数据 analog library

ways to install analog library

EXO library installation steps



after you set well the library, open EXOCAD software, and you will see the installed library could be found in EXOCAD software

TRAINING

thanks for watching!

